

Kaiser

PREMIUM
HOME APPLIANCES

Belle Empire Ära
Époque
Herd GRAND CHEF
Avantgarde ART DÉCO
CHEF
La perle


Belle Empire Ära
Époque
Herd GRAND CHEF
Avantgarde ART DÉCO
CHEF
La perle

Belle Empire Ära
Époque
Herd GRAND CHEF


CONTENTS

	page
1. Ovens and built-in cookers	7
1.1 Electric ovens	10
1.2 Gas ovens	22
2. Hobs	25
2.1 Glass ceramic hobs	26
2.1.1 Induction glass ceramic hobs	29
2.1.2 Hi-light glass ceramic hobs	36
2.2 Gas hobs	40
2.2.1 Gas hobs with glass top	41
2.2.2 Gas hobs with stainless steel top	47
2.2.3 Gas hobs with enameled top	51
3. Cookers	53
3.1 Electric cookers with induction cooktop	54
3.2 Electric cookers with gas cooktop	56
3.3 Gas cookers	58
4. Cooker hoods	59
4.1 Wall-mounted cooker hoods	61
4.2 Island cooker hoods	69
4.3 Built-in cooker hoods	71
5. Microwaves	75
5.1 Built-in microwave ovens	77
5.2 Free-standing microwave ovens	78
6. Refrigerators	79
6.1 Side-by-side combination	82
6.2 Wine coolers	86
7. Dishwashers	87
7.1 Free-standing dishwashers	90
7.2 Built-in dishwashers	91
8. Installation diagrams	93


Kaiser



german
brand
award
17
winner



german
brand
award
18
winner



german
brand
award
21
special



GERMAN
DESIGN
AWARD
WINNER
2020

Dear customers,

you are holding a *Kaiser* catalogue, your guide to the world of high-quality, modern premium home appliances.

Last year the *Kaiser* brand celebrated its 25th anniversary, and for all these years the guiding principle for us has been to offer our customers only **the best quality, the most advanced technology and the most organic design.**

Who doesn't want to create a pleasant atmosphere in their home? That's why we employ the most advanced, world-class designers and engineers to make your life more comfortable and diverse.

When we work on our model ranges, we uncompromisingly strive for perfection down to the last detail. Our appliances are distinguished by their unparalleled style combined with cutting-edge technology and ease of use.

We have the right appliance for every taste - whether you're a fan of **modern design and futuristic chic or timeless classic and retro style**, you'll find something to suit all tastes: from ultra-stylish induction hobs to spacious side-by-side refrigerators and ovens with all kinds of modes to microwaves with a huge variety of functions and powerful cooker hoods. All our appliances are easy to use and clean and they cover every need for everyday household tasks, which will undoubtedly only give you a pleasant experience.

We invest a lot of time in developing innovative solutions for your kitchen and create advanced appliances with great attention to detail, so that our customers can spend more time with their loved ones and enjoy that wonderful feeling of comfort and peace of mind.

We also intend to continue our existing projects with this philosophy as well as to implement new ideas, because

Kaiser **FOR ALL TIMES**





Built-in ovens



OVENS

Kaiser has developed a model range of ovens with the energy efficiency class A.

However our ovens are characterized not only by a low energy consumption, but also by very user-friendly operation and simple maintenance. The all aspects of comfort have been considered to make our customers feel satisfaction and pleasure in using of our technology. Our multifunctional ovens offer an exceptional variety of ways that ensure the optimal preparation of your favorite dishes. Electronic **Logic Control, Nickel FREE Easy clean- enamel, catalytic clean system, Telescope system, rotisserie** and many other features will bring you a lot of fun. The special system of external cooling enables you to install the ovens even in small kitchens, without causing any damage.



Electronic controls

The electronic system **Logic control** and **Intelligent system** take control Intelligent system of the cooking process, while you are reading your favourite book or watching a favourite show.

There is a recommended temperature for each cooking mode, but you can always change the temperature to your needs.



Telescope system

Many of our ovens are equipped with the **Telescope system**. This system ensures the gentle removal of the trays, resilient up to 15 kg. You can take out the trays also during the cooking.

According to reports of our customers is the **Telescope system** very convenient and easy.

If your oven is not equipped with the system, you can order it separately .

Electric rotisserie

The using of the electric rotisserie make your favorite dishes taste delicious.

Depending on your culinary imagination you can use the rotisserie together with the infrared grill. This combination will lead to the superior cooking results.

The infrared grill is ideal if you like to cook fish, steaks or toasts in the oven. If you like to eat crispy dishes, you can fry with gap open oven door or using the fan.



Multifunction



The numerous functions of the ovens **Kaiser** allow the quick and delicious preparation of your favorite dishes. The ovens **Multifunctional** are equipped with the all modern features. With these functions, you can adjust the oven individually, quickly and accurately.

OVENS



Comfortable and pleasant control

The most ovens *Kaiser* are equipped with an ergonomic touch-screen control, from simple three-button touch control to the electronic **Full touch control**.

The cleaning of the surfaces of the ovens with full sensor operation is very simple and fast, because there are no convex buttons.

The ovens *Kaiser* are equipped with comfortable, ergonomic and elegant door handles made of solid metal. Many models of the ovens are equipped with recessed **PUSH** knobs. In combination with the touch screen control it offers the high serviceability.

Easy clean-enamel **Nickel FREE**

The interior of many ovens is coated with the Easy Clean enamel **Nickel FREE** of *Kaiser*. This enamel has the following features:

- Durable coating with long service life
- Easy care. Similar to pyrolytic cleaning, but at lower Temperatures
- Suitable for nickel allergy sufferers
- Hygienic
- Environmental Friendly
- Gloss, smoothness, color, weather and temperature resistance

This coating guarantees a healthy eating and easy cleaning of your oven.



Pyrolytic and catalytic cleaning

A permanent self-cleaning through catalysis cleans the hard to reach areas of the ovens as ceiling and rear wall: the fat and sauces splashes can not be removed easier and more convenient. All of the fat substances will be catalyzed, evaporated, and eliminated at the temperature above 200 °C.

The interior of the oven with the pyrolysis function will be heated to the temperature of 400 °C. All organics will be decomposed by the heat and their molecules will be destroyed.



Recipes table

On the inside of the oven door you will find the recipe table. It helps you to find the required function and time to cooking of your favorite dish.

Cold front of the oven

The doors of the oven *Kaiser* have a special design. They are equipped with the double or triple glazing. This ensures good insulation, so that the front of the oven always stay cool.

ELECTRIC OVEN

Avantgarde^{PRO}

Electric ovens with Full touch control



EH 9309

Touch control INTELLIGENT SYSTEM Teleskop INOX Anti touch

Design

- Product line *Avantgarde^{PRO}*
- Elegant solid metal door handle INOX
- Panoramic inner glass

Features

- Tangential circulation system
- Shelf support chromed rails
- 4 Rack levels
- Telescopic extension system **Teleskop**
 - 1-fold used in every level, optional up to 3-fold

Equipment

- 1 enamelled tray with Easy-clean antiallergic enamel
- 1 multifunction chromed roast shelf
- 1 chromed handle for trays

Control

- Electronic sensor-controlled programmer **Intelligent System**
- Electronic sensor-controlled programmer **Touch control**
- Multifunction **LED**-display

Multi 9

Comfort

- **XXL** Multifunctional electric oven **Multi 9**
- **9 heating modes**
- **Catalytic self-cleaning**
- **Easy-clean** antiallergic enamel
- Cold front – **3 glasses** oven door
- Special **THERMO-REFLECTIVE** glass

Technical specifications

	A
• Energy efficiency	105
• Gross capacity, L	98
• Net capacity according to EU standards, L	3,66
• Total power, kW	51,6
• Net weight, kg	54,6
• Gross weight, kg	

Dimensions (H × W × D, cm)

• Oven dimensions	47,9 × 89,6 × 56,1
• Niche dimensions	48,0 × 90,0 × 56,0
• Dimensions in packaging	56,0 × 95,5 × 66,0

Avantgarde^{PRO}



ELECTRIC OVENS

Avantgarde^{PRO}

Electric ovens with metal rotary knobs



EH 6337

Touch control INTELLIGENT SYSTEM Teleskop INOX Anti touch

Stainless steel with Anti touch-effect / black glass

Design

- Product line *Avantgarde*
- Elegant solid metal door handle
- Panoramic inner glass with recipe table

Features

- Tangential circulation system
- Shelf support chromed rails
- 5 Rack levels
- Telescopic extension system **Teleskop** – 2-fold used in every level, optional up to 3-fold

Equipment

- 2 enamelled trays with **Easy-clean** antiallergic enamel
- 1 multifunction chromed roast shelf
- 1 chromed handle for trays

Control

- Electronic sensor-controlled programmer **Intelligent System** with solid metal rotary knobs INOX
- Electronic sensor-controlled programmer **Touch control**
- Multifunction **LED**-display

Multi 11



Comfort

- **XXL** Multifunctional electric oven **Multi 11** with pyrolytic function
- **10 heating modes**
- **Pyrolytic clean function**
- **Easy-clean** antiallergic enamel
- Cold front – **4 Glasses**-oven door
- Special **THERMO-REFLECTIVE** glass

Technical specifications

• Energy efficiency	A
• Gross capacity, L	79
• Net capacity according to EU standards, L	73
• Total power, kW	3,22
• Net weight, kg	43,3
• Gross weight, kg	47,8

Dimensions H × W × D, (cm)

• Oven dimensions	59,4 × 59,4 × 55,6
• Niche dimensions	55,8 × 56,7 × 54,3
• Dimensions in packaging	64,4 × 66,0 × 66,5



EH 6338 S

Touch control INTELLIGENT SYSTEM Teleskop INOX Anti touch

Black glass

Design

- Product line *Avantgarde*
- Elegant solid metal door handle INOX
- Panoramic inner glass with recipe table

Features

- Tangential circulation system
- Shelf support chromed rails
- 5 Rack levels
- Telescopic extension system **Teleskop** – 2-fold used in every level, optional up to 3-fold



EH 6338 W

Touch control INTELLIGENT SYSTEM Teleskop INOX Anti touch

White glass

Equipment

- 2 enamelled trays with **Easy-clean** antiallergic enamel
- 1 multifunction chromed roast shelf
- 1 chromed handle for trays

Control

- Electronic sensor-controlled programmer **Intelligent System** with solid metal rotary knobs INOX
- Electronic sensor-controlled programmer **Touch control**
- Multifunction **LED**-display

Multi 11



Comfort

- **XXL** Multifunctional electric oven **Multi 11** with **pyrolytic** function
- **10 heating modes**
- **Pyrolytic clean function**
- **Easy-clean** antiallergic enamel
- Cold front – **4 Glasses**-oven door
- Special **THERMO-REFLECTIVE** glass

Technical specifications

• Energy efficiency	A
• Gross capacity, L	79
• Net capacity according to EU standards, L	73
• Total power, kW	3,22
• Net weight, kg	43,3
• Gross weight, kg	47,8

Dimensions (H × W × D, cm)

• Oven dimensions	59,4 × 59,4 × 55,6
• Niche dimensions	55,8 × 56,7 × 54,3
• Dimensions in packaging	64,4 × 66,0 × 66,5

Avantgarde^{PRO}

ELECTRIC OVENS

Electric ovens with Full touch control



EH 6306 R

Touch control **INTELLIGENT SYSTEM** **Teleskop** **INOX Anti touch**

Stainless steel with Anti touch-effect/ black glass

Design

- Product line **GRAND CHEF**
- Elegant door handle black INOX
- Panoramic inner glass with recipe table

Features

- Tangential circulation system
- Turnable rotisserie with chromed frame and removable handle
- Shelf support chromed rails
- Telescopic extension system **Teleskop** – 1-fold used in every level, optional up to 3-fold
- 5 Rack levels



EH 6306 RS

Touch control **INTELLIGENT SYSTEM** **Teleskop** **INOX Anti touch**

Black steel

Black steel with Anti touch-effect/ black glass

Equipment

- 2 enamelled trays with **Easy-clean** antiallergic enamel
- 1 multifunction chromed roast shelf
- 1 chromed handle for trays

Control

- Electronic sensor-controlled programmer **Intelligent System**
- Electronic sensor-controlled programmer **Touch control**
- Multifunction **LED**-display

GRAND CHEF



Comfort

- **XXL** Multifunctional electric oven **Multi 15**
- **15 operating modes**
- **Catalytic self-cleaning**
- **Easy-clean** antiallergic enamel
- Removable door and inner glass
- Cold front – **3 glasses** oven door
- Special **THERMO-REFLECTIVE** glass

Technical specifications

- Energy efficiency **A**
- Gross capacity, L 79
- Net capacity according to EU standards, L 69
- Total power, kW 2,56
- Net weight, kg 37,25
- Gross weight, kg 39,25

Dimensions (H x W x D, cm)

- Oven dimensions 59,4 x 59,4 x 54,3
- Niche dimensions 55,8 x 56,7 x 53,0
- Dimensions in packaging 64,4 x 66,0 x 57,4

COMPACT OVENS WITH MICROWAVE FUNCTION



EM 6307 R

Mikrowelle **Quartz grill** **Full touch** **INTELLIGENT SYSTEM** **INOX Anti touch**

Stainless steel with Anti touch-effect/ black glass

Design

- Product line **GRAND CHEF**
- Elegant door handle black INOX

Features

- Tangential Circulation system
- Stainless steel interior
- 2 Rack levels



EM 6307 RS

Mikrowelle **Quartz grill** **Full touch** **INTELLIGENT SYSTEM** **Black steel**

Black steel with Anti touch-effect/ black glass

Equipment

- 1 Chromed multifunction roast shelf
- 1 Stainless steel backing tray
- 1 Turnable plate Ø 27 cm

Control

- Electronic sensor-controlled programmer **Intelligent System**
- Multifunctional LED display
- Child safety lock



Comfort

- Multifunctional microwave oven with infra-red grill and convection **Multi 22**
- Microwave, Grill, Convection and its combinations
- Automatic defrost, heating, and cooking of various types of products according to time and weight

Technical specifications

- Usable volume, L 38
- Microwave power, kW 1,0
- Grill power, kW 1,65
- Hot air power, kW 1,5
- Total power, kW 1,5
- Net weight, kg 37,0
- Gross weight, kg 40,0

Dimensions (H x W x D, cm)

- Unit dimensions 45,0 x 59,4 x 46,5
- Niche dimensions 45,8 x 56,5 x 60,0
- Dimensions in packaging 52,5 x 67,5 x 66,6

ELECTRIC OVENS

Grand CHEF

Electric ovens with metal rotary knobs

Multi 10          



EH 6322

Touch control INTELLIGENT SYSTEM Teleskop INOX Anti touch

Edelstahl mit Anti touch Effekt/ Black glass



EH 6324 Sp

Touch control INTELLIGENT SYSTEM Teleskop INOX Anti touch

Schwarzes Spiegelglas mit Facetten



EH 6324 W

Touch control INTELLIGENT SYSTEM Teleskop INOX Anti touch

Weißes Glas mit Facetten



EH 6324 G

Touch control INTELLIGENT SYSTEM Teleskop INOX Anti touch

Graues Glas mit Facetten

Design

- Product line **Grand Chef**
- Elegant door handle INOX
- Panoramic inner glass with recipe table

Features

- Tangential circulation system
- Turnable rotisserie with chromed frame and removable handle
- Shelf support chromed rails
- Telescopic extension system **Teleskop** – 1-fold used in every level, optional up to 3-fold
- 5 Rack levels

Equipment

- 2 enamelled trays with **Easy-clean** antiallergic enamel
- 1 multifunction chromed roast shelf
- 1 chromed handle for trays

Control

- Electronic sensor-controlled programmer **Intelligent System** with metal rotary knobs
- Electronic sensor-controlled programmer **Touch control**
- Multifunction **LED**-display

Comfort

- **XXL** Multifunctional electric oven **Multi 10**
- **10 operating modes**
- **Catalytic self-cleaning**
- **Convection fan**
- **Easy-clean** antiallergic enamel
- Removable door and inner glass
- Cold front – **3 glasses** oven door
- Special **THERMO-REFLECTIVE** glass

Technical specifications

- Energy efficiency **A**
- Gross capacity, L 79
- Net capacity according to EU standards, L 69
- Total power, kW 2,56
- Net weight, kg 33,3
- Gross weight, kg 37,8

Dimensions (H x W x D, cm)

- Oven dimensions 59,4 x 59,4 x 54,3
- Niche dimensions 55,8 x 56,7 x 53,0
- Dimensions in packaging 64,4 x 66,0 x 57,4

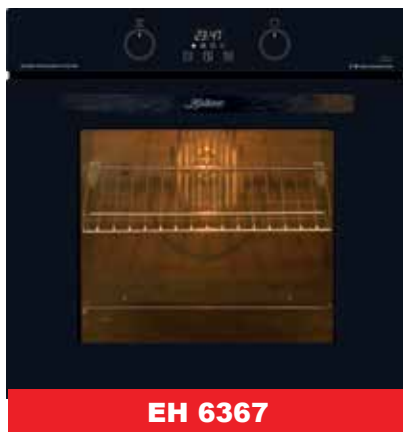
Grand CHEF

ELECTRIC OVENS

Grand CHEF

Electric ovens with Push Pull

Multi 10



EH 6367

Touch control PUSH Teleskop INTELLIGENT SYSTEM

Black glass

Design

- Product line **Grand CHEF**
- Elegant door handle black INOX
- Panoramic inner glass with recipe table

Features

- Tangential circulation system
- Turnable rotisserie with chromed frame and removable handle
- Shelf support chromed rails
- Telescopic extension system **Teleskop** – 1-fold used in every level, optional up to 3-fold
- 5 Rack levels

Equipment

- 2 enamelled trays with **Easy-clean** antiallergic enamel
- 1 multifunction chromed roast shelf
- 1 chromed handle for trays



EH 6367 G

Touch control PUSH Teleskop INTELLIGENT SYSTEM

Grey glass

Control

- Electronic sensor-controlled programmer **Intelligent System** with illuminated retractable knobs **Push Pull**
- Electronic sensor-controlled programmer **Touch control**
- Multifunction **LED**-display

Comfort

- **XXL** Multifunctional electric oven **Multi 10**
- **10 operating modes**
- **Catalytic self-cleaning**
- **Easy-clean** antiallergic enamel
- Removable door and inner glass
- Cold front – **3 Glasses**-oven door
- Special **THERMO-REFLECTIVE** glass

Technical specifications

- Energy efficiency **A**
- Gross capacity, L 79
- Net capacity according to EU standards, L 69
- Total power, kW 2,56
- Net weight, kg 32,8
- Gross weight, kg 36,8

Dimensions (H × W × D, cm)

- Oven dimensions 59,4 × 59,4 × 54,3
- Niche dimensions 55,8 × 56,7 × 53,0
- Dimensions in packaging 64,4 × 66,0 × 57,4



Grand CHEF

Compact steamoven

Multi 19



EH 6312

Full touch

Teleskop

INOX Anti touch

INTELLIGENT SYSTEM

Design

- Product line **La Perle**
- Black glass / INOX frame
- Elegant door handle INOX

Features

- Tangential circulation system
- Stainless steel interior
- Shelf support chromed rails
- 5 Rack Levels

Equipment

- 1 chromed multifunction roast shelf
- 1 multifunction stainless steel tray
- 1 perforated stainless steel tray
- 1 water tank

Control

- Electronic programmer **Intelligent System**
- Electronic full sensor control with programmer **Full Touch**
- Multilingual **TFT** display
- Child lock

Comfort

- Steam oven F19 with infrared grill
- Preset recipes**, include meat, vegetables, seafood
- Steam cooking, Grill, combinations of them
- Automatic defrost, heating, and cooking of various types of products according to time and weight

Technical specifications

- Usable volume, l 38
- Steamer power, kW 1,5
- Grill power, kW 1,7
- Net weight, kg 29,5
- Gross weight, kg 33,5

Dimensions (H × W × D, cm)

- Oven dimensions 45,5 × 59,4 × 48,6
- Niche dimensions 45,2 × 56,5 × 60,0
- Dimensions in packaging 52,5 × 67,5 × 61,1

Fit into a standard built-in niche with warming drawer **EH 6314 GW**

Warming drawer



EH 6314 GW

Teleskop

Design

- Product line **La Perle**
- Black glass / INOX frame

Features

- System **Teleskop**
- Shelf with non-slip mat for dishes, up to 25 kg:
 - 6 tableware complete sets
 - 20 plates Ø 28 cm
 - 40 tea cups
 - 80 coffee cups etc.

Control

- Electronic control
- LED** indication

Comfort

- Hot air system for heating of various tableware
- Infinitely variable temperature control, up to 60 °C
- Cold front

Technical specifications

- Interior height, mm 100
- Total power, kW 0,47
- Net weight, kg 16,5
- Gross weight, kg 18,0

Dimensions (H × W × D, cm)

- Unit dimensions 14,5 × 59,4 × 59,0
- Niche dimensions 14,5 × 56,5 × 60,0
- Dimensions in packaging 21,0 × 65,4 × 65,7

La Perle

ELECTRIC OVENS

ART DÉCO

Electric oven with full touch control

Multi 10



EH 6726 AD



EH 6726 ElfAD

Antique Gold **Teleskop** **INTELLIGENT SYSTEM**
Black glass

Design

- Product line **ART DÉCO**
- Door handle and metal fittings **Antique Gold**
- Art Déco** – leather covered handle's rod, metal parts **Antique Gold** with convex coat of arms
- Panoramic inner glass with recipe table

Features

- Tangential circulation system
- Shelf support chromed rails
- 5 Rack levels
- Telescopic extension system **Teleskop** – 1-fold used in every level, optional up to 3-fold

Equipment

- 1 enamelled tray with **Easy-clean** antiallergic enamel
- 1 multifunction chromed roast shelf

Antique Gold **Teleskop** **INTELLIGENT SYSTEM**
Ivory-coloured glass

Control

- Electronic sensor-controlled programmer **Intelligent System**
- Multifunction **LED**-display

Comfort

- XXL** Multifunctional electric oven **Multi 10**
- 10 heating modes**
- Pyrolytic clean function
- Easy-clean** antiallergic enamel
- Cold front – double glass oven door
- Special **THERMO-REFLECTIVE** glass

Technical specifications

- Energy efficiency **A+**
- Gross capacity, L 70
- Net capacity according to EU standards, L 63
- Total power, kW 2,8
- Net weight, kg 30,0
- Gross weight, kg 33,5

Dimensions (H × W × D, cm)

- Oven dimensions 59,5 × 59,5 × 56,8
- Niche dimensions 57,5 × 56,5 × 54,3
- Dimensions in packaging 65,5 × 67,5 × 64,5

ART DÉCO

Pyrolytic oven with joystick control

Multi 9        



EH 6427 AD

Antique Gold Teleskop INTELLIGENT SYSTEM
Black glass

Design

- Product line **ART DÉCO**
- Door handle and metal fittings **Antique Gold**
- **Art Déco** – leather covered handle's rod, metal parts **Antique Gold** with convex coat of arms
- Panoramic inner glass with recipe table

Features

- Tangential circulation system
- Shelf support chromed rails
- 5 Rack levels
- Telescopic extension system **Teleskop** – 1-fold used in every level, optional up to 3-fold

Equipment

- 1 enamelled tray with **Easy-clean** antiallergic enamel
- 1 multifunction chromed roast shelf
- 1 **Pizza stone** – round Ø 34 cm



EH 6427 ElfAD

Antique Gold Teleskop INTELLIGENT SYSTEM
Ivory-coloured glass

Control

- Electronic sensor-controlled programmer **Intelligent System** with solid joysticks-rotary knobs **Antique Gold**
- Multifunction **LED**-display

Comfort

- **XXL** Multifunctional electric oven **Multi 9** mit **Pyrolyse**
- **9 heating modes**
- Pyrolytic clean function
- **Easy-clean** antiallergic enamel
- Cold front – **4 glasses** oven door
- Special **THERMO-REFLECTIVE** glass

Technical specifications

• Energy efficiency	A
• Gross capacity, L	73
• Net capacity according to EU standards, L	66
• Total power, kW	2,8
• Net weight, kg	38,0
• Gross weight, kg	43,2

Dimensions (H × W × D, cm)

• Oven dimensions	59,5 × 59,5 × 57,5
• Niche dimensions	60,0 × 60,0 × 55,5
• Dimensions in packaging	65,5 × 64,0 × 66,0




ART DÉCO

ELECTRIC OVENS

ART DÉCO

Electric ovens with Push Pull

Multi 8



EH 4796 AD

Antique Gold Teleskop

INTELLIGENT SYSTEM PUSH

Black glass

Design

- Product line **ART DÉCO**
- Door handle and metal fittings **Antique Gold**
- **Art Déco** – leather covered handle's rod, metal parts **Antique Gold** with convex coat of arms
- Panoramic inner glass with recipe table

Features

- Tangential circulation system
- Shelf support chromed rails
- Telescopic extension system **Teleskop** – 1-fold used in every level, optional up to 3-fold
- 5 Rack levels

Equipment

- 1 enamelled tray with **Easy-clean** antiallergic enamel
- 1 multifunction chromed roast shelf



EH 4796 ElfAD

Antique Gold Teleskop

INTELLIGENT SYSTEM PUSH

Ivory-coloured glass

Control

- Electronic sensor-controlled programmer **Intelligent System** with illuminated retractable knobs **Push Pull**
- Electronic sensor-controlled programmer Touch control
- Multifunction **LED**-display

Comfort

- **XXL** Multifunctional electric oven **Multi 8**
- **8 operating modes**
- **Catalytic self-cleaning**
- **Easy-clean** antiallergic enamel
- Removable door and inner glass
- Cold front – **3 glasses** oven door
- Special **THERMO-REFLECTIVE** glass

Technical specifications

- Energy efficiency **A+**
- Gross capacity, L 55
- Net capacity according to EU standards, L 50
- Total power, kW 2,8
- Net weight, kg 24,5
- Gross weight, kg 27,5

Dimensions(H × W × D, cm)

- Oven dimensions 59,5 × 45,0 × 56,8
- Niche dimensions 60,0 × 43,0 × 55,5
- Dimensions in packaging 65,5 × 53,0 × 65,2



ART DÉCO

ELECTRIC OVENS

*Belle
Epoque*

Electric oven with electromechanical programmer + Knobs control


Multi 10         



EH 6432 BE Eco

Antique Gold Teleskop

Anthracite colored enamel



EH 6432 ElfBE Eco

Antique Gold Teleskop

Ivory colored enamel



EH 6432 BluBE Eco

Antique Gold Teleskop

Azure blue colored enamel



EH 6432 RotBE Eco

Antique Gold Teleskop

Bordeaux colored enamel



EH 6432 GrBE Eco

Antique Gold Teleskop

Grey colored enamel

Design

- Produkt line *Belle Epoque*
- Door handle and metal fittings **Antique Gold**
- **Art Déco** – leather covered handle's rod, metal parts **Antique Gold** with convex coat of arms
- Inner glass with recipe table

Features

- Tangential circulation system
- Turnable rotisserie with chromed frame and removable handle
- Shelf support chromed rails
- 5 Rack levels
- Telescopic extension system **Teleskop** – 1-fold used in every level, optional up to 3-fold

Equipment

- 1 enamelled tray with **Easy-clean** antiallergic enamel
- 1 multifunction chromed roast shelf
- 1 chromed handle for trays
- 1 **Pizza stone** – round Ø 34 cm

Control

- Electromechanical programmer with metal rotary knobs **Antique Gold**
- Electronic-analogue timer with alarm and child lock functions

Comfort

- Multifunctional electric oven **Multi 8**
- **8 operating modes**
- **Catalytic self-cleaning**
- **Easy-clean** antiallergic enamel
- Cold front – **2 glasses** oven door
- Special **THERMO-REFLECTIVE** glass

Technical specifications

	A
• Energy efficiency	68
• Gross capacity, L	63
• Net capacity according to EU standards, L	3,0
• Total power, kW	31,6
• Net weight, kg	35,0
• Gross weight, kg	

Dimensions (H × W × D, cm)

• Oven dimensions	59,0 × 59,0 × 54,0
• Niche dimensions	59,5 × 56,0 × 56,0
• Dimensions in packaging	65,0 × 65,5 × 66,0

*Belle
Epoque*





Electric oven with electromechanical programmer + Knobs control

Multi 8



EH 6355 Em

Bronze *Teleskop*

Anthracite colored enamel

Design

- Product line **Empire**
- Enameled metal door and control panel in colors: Anthracite, Ivory, Bordeaux
- Analog clock
- Elegant massive metal door handle **Bronze**
- Panoramic inner glass with recipe table

Features

- Tangential circulation system
- Turnable rotisserie with chromed frame and removable handle
- Shelf support chromed rails
- Telescopic extension system **Teleskop** – 1 level, optional up to 3 levels
- 5 Rack levels

Equipment

- 1 enamelled baking tray
- 1 enamelled baking pan
- 1 multifunction roast shelf
- 1 chromed handle for Trays



EH 6355 ElfEm

Bronze *Teleskop*

Ivory colored enamel

Control

- Analogue control
- Electromechanical programmer with metal rotary knobs
- Elegant ergonomic metal knobs **Bronze**
- Child safety lock

Comfort

- Multifunctional electric oven **Multi 8**
- 7 heating modes**
- 1 defrosting mode**
- Easy-clean anti-allergic enamel
- Cold front — **3 glasses** oven door
- Special thermo-reflective glass **THERMO-REFLECTIVE**



EH 6355 RotEm

Bronze *Teleskop*

Bordeaux colored enamel

Technical specifications

	A
Energy efficiency class	67
Oven capacity, L.	2,25
Grill power, kW	1,250
Bottom heating element, kW	1,8
Upper heating element, kW	0,025
Lighting, kW	2,56
Total power, kW	39,00
Net weight, kg	43,50
Gross weight, kg	

Dimensions (H × W × D, cm)

Oven dimensions	59,4 × 59,4 × 55,6
Niche dimensions	55,8 × 56,7 × 54,3
Dimensions in packaging	64,4 × 66,0 × 66,5

Empire



GAS OVENS

Gas ovens with metal rotary knobs

Avantgarde PRO



EG 9371

Gas-Control
Teleskop



INTELLIGENT
SYSTEM
INOX
Anti touch

Black glass

Design

- Product line *Avantgarde*
- Elegant solid metal door handle INOX
- Panoramic inner glass

Features

- Tangential circulation system
- Turnable rotisserie with chromed frame and removable handle
- Shelf support chromed rails
- Telescopic extension system **Teleskop** – 1-fold used in every level, optional up to 3-fold
- 4 Rack levels

Equipment

- 1 enamelled tray with **Easy-clean** antiallergic enamel
- 1 multifunction chromed roast shelf
- 1 chromed handle for trays

Control

- Electromechanical programmer with solid metal rotary knobs INOX

Comfort

- **XXL** Multifunctional gas oven with fan, bottom heat, infrared grill
- **Catalytic self-cleaning**
- One-hand ignition in rotary knob
- Flame failure safety device
- Electric grill
- **Easy-clean** antiallergic enamel
- Removable door and inner panel
- Cold front – **3 glasses** oven door
- Special **THERMO-REFLECTIVE** glass

Technical specifications

	A
• Energy efficiency	105
• Gross capacity, L	98
• Net capacity according to EU standards, L	3,4
• Total power, kW	51,4
• Net weight, kg	54,4
• Gross weight, kg	

Dimensions(H × W × D, cm)

• Oven dimensions	47,9 × 89,6 × 56,1
• Niche dimensions	48,0 × 90,0 × 56,0
• Dimensions in packaging	56,0 × 95,5 × 66,0

Avantgarde PRO



GAS OVENS

Grand CHEF

Gas ovens with metal rotary knobs



EG 6372

Gas-Control
Teleskop



Ignition
by knob

INTELLIGENT
SYSTEM
INOX
Anti touch

Stainless steel with Anti touch-effect/ black glass

Design

- Product line **Grand CHEF**
- Elegant door handle INOX
- Panoramic inner glass with recipe table

Features

- Tangential circulation system
- Turnable rotisserie with chromed frame and removable handle
- Shelf support chromed rails
- Telescopic extension system **Teleskop** – 1-fold used in every level, optional up to 3-fold
- 5 Rack levels

Equipment

- 1 enamelled tray with **Easy-clean** antiallergic enamel
- 1 multifunction chromed roast shelf
- 1 chromed handle for trays



EG 6374 Sp

Gas-Control
Teleskop



Ignition
by knob

INTELLIGENT
SYSTEM

Black mirror glass with bevels

Control

- Electronic sensor-controlled programmer **Intelligent System** with metal rotary knobs
- Electronic sensor-controlled programmer **Touch control**
- Multifunction **LED**-display

Comfort

- XXL** Multifunctional gas oven with fan, bottom heat, infrared grill
- Catalytic self-cleaning**
- One-hand ignition in rotary knob
- Flame failure safety device
- Electric grill
- Easy-clean** antiallergic enamel
- Convection
- Removable door and inner panel
- Cold front – **3 glasses** oven door
- Special **THERMO-REFLECTIVE** glass



EG 6374 W

Gas-Control
Teleskop



Ignition
by knob

INTELLIGENT
SYSTEM

White glass with bevels

Technical specifications

- | | |
|---|----------|
| Energy efficiency | A |
| Gross capacity, L | 79 |
| Net capacity according to EU standards, L | 67,5 |
| Total power, kW | 1,8 |
| Net weight, kg | 37,2 |
| Gross weight, kg | 41,0 |

Dimensions (H × W × D, cm)

- | | |
|-------------------------|--------------------|
| Oven dimensions | 59,4 × 59,4 × 55,6 |
| Niche dimensions | 55,8 × 56,7 × 54,3 |
| Dimensions in packaging | 64,4 × 66,0 × 66,5 |



Grand CHEF

GAS OVENS

Empire

Electric oven with electromechanical programmer + Knobs control



EG 6345 Em

Gas-Control
Bronze

Teleskop

★ Ignition
by knob

Anthracite colored enamel

Design

- Product line **Empire**
- Analog clock
- Elegant massive metal door handle **Bronze**
- Panoramic inner glass with recipe table

Features

- Tangential circulation system
- Turnable rotisserie with chromed frame and removable handle
- Shelf support chromed rails
- Telescopic extension system **Teleskop** – 1 level, optional up to 3 levels
- 5 Rack levels

Equipment

- 1 enamelled baking tray
- 1 enamelled baking pan
- 1 multifunction roast shelf
- 1 chromed handle for Trays



EG 6345 ElfEm

Gas-Control
Bronze

Teleskop

★ Ignition
by knob

Ivory colored enamel

Control

- Analogue control
- Electromechanical programmer with metal rotary knobs
- Elegant ergonomic metal knobs **Bronze**
- Child safety lock

Comfort

- One-hand ignition in rotary knob
- Flame failure safety device
- Electric grill
- Easy-clean anti-allergic enamel
- Cold front — 3 glasses oven door
- Special thermo-reflective glass **THERMO-REFLECTIVE**



EG 6345 RotEm

Gas-Control
Bronze

Teleskop

★ Ignition
by knob

Bordeaux colored enamel

Technical specifications

- | | |
|-------------------------|----------|
| Energy efficiency class | A |
| Oven capacity, L. | 67 |
| Grill power, kW | 2,25 |
| Bottom gas burner, kW | 2,5 |
| Lighting, kW | 0,025 |
| Total power, kW | 2,56 |
| Net weight, kg | 38,00 |
| Gross weight, kg | 42,5 |

Dimensions (H × W × D, cm)

- | | |
|-------------------------|--------------------|
| Oven dimensions | 59,4 × 59,4 × 56,6 |
| Niche dimensions | 55,8 × 56,7 × 54,3 |
| Dimensions in packaging | 64,4 × 66,0 × 66,5 |

ELECTRIC KETTLES



WK 2000 Em

Design

- Produkt line **Empire**
- Vintage, bell shape, lid and metal elements
- **Bronze** cordless boiling jar

Heating element

- Electric, hidden – prevents limescale deposits



WK 2000 ElfEm

Safety

- Automatic shutdown, dry run protection

Comfort

- 360° rotation on base, cable storage in base, **LED** indicator



WK 2000 RotEm


Capacity

- 2,0 liters

Power

- 1800 W

Empire



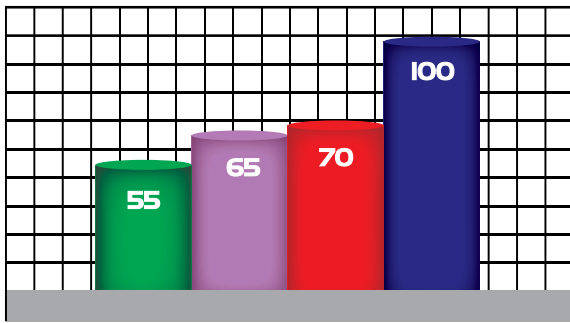
Hobs



GLASS CERAMIC HOBBS

Induction hobs

Efficiency



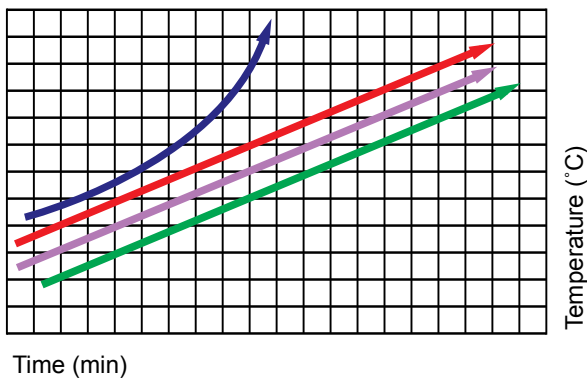
Gas

Glass ceramic

Electrics

Induction

Heating rate



Comparative diagrams of efficiency and heating rate for the hobs of different types

• **Induction heating** — the most innovative solution in the area of the glass ceramic hobs.

• **Induction hob** is the smartest hob. Automatic power on-off function- the hob will be activated only if the pans are on the surface. If the pan is standing only on the half of the cooking surface, only this half will be heated.

• **The fastest heating rate:** 4 liters Water can be boiled in only 9 minutes.

• **The fastest reaction and sensitive control** — More comfortable than by other regular glass hobs.

• **The best time and energy save** — Compared to other types of hobs, the energy consumption will be reduced by minimum 30%.

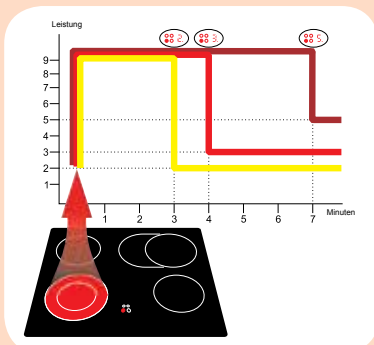
• **The best way of cooking** — It combines all the advantages of the electric and gas hobs

• **The cleanest surface** — It will never burn something, because the surface of the hob stays cool. It will be heated only the place, where a dish stands. For cleaning is it enough to wipe the surface with a damp cloth.

• **The simplest operation** — With a slight finger touch you can control all processes. With the **PAUSE** feature you can temporarily stop the cooking process and then continue it again.

• **The safest cooking surface** — If you remove a pan from the surface of the hob, it will become cold immediately.

There is no more risk of unintentional on/off switching.



Glass Ceramic Hobs Hi-Light

Flash heating

The glass ceramic hobs *Kaiser* with the **Hi-Light** heating elements use the **flash heating** system. The maximum temperature will be reached in few seconds and then it will be reduced to the selected temperature. This system reduces the heating time of the cooking hob, so the energy consumption will be reduced too. The glass ceramic hobs are also distinguished by their elegant design

Sensor Touch control


makes the control of our domestic appliances especially comfortable. **Touch control** of the ceramic surfaces ensures the reliable operation and easy maintenance. The smooth panel without any convex buttons is also an attractive design element. The cleaning of the surfaces with the full sensor operation **Touch control** is very simple and fast, because they do not have any convex elements. After simple wiping with a cloth or a napkin, the surface looks shiny and clean



GLASS CERAMIC HOBS

Practical and sensible

**FREE ZONE
Power INDUCTION**



Ceramic induction hob with free heating zones, which allow to place pans anywhere without worrying about the number and size

- Number, shape and size of dishes are unimportant
- Full freedom of movement of cookware on the heating field
- Activation of the cooking zone only under the cookware
- Ultra-fast heating function **Power**
- Function **KEEP WARM**
- Timer/ minute counter for each of the four cooking zones
- System for automatic shutdown **Safety Guard**

Not only black – cooking hobs with artistic design



Decorate your kitchen with a glass ceramic hob. These hobs have memorable design, graphics which applied under the glass surface and therefore protected from abrasion. Traces that may occur with prolonged use of standard surfaces with black colouring on these models can not be seen. The hobs fit well into all kinds of kitchen designs.

The dual heating zones – round and oval (for roasting pans) allow to prepare a variety of meals in cooking ware with different bottom diameters and with oblong bottoms.

Fully sensor electronic controls Full touch provides accurate power setting, function Child lock, automatic shutdown function Safety guard, as well as LED indication of working zones of heating and residual heat.



Design cooking hobs with different graphics boost spirits and as a result – the quality of prepared dishes.





1




2



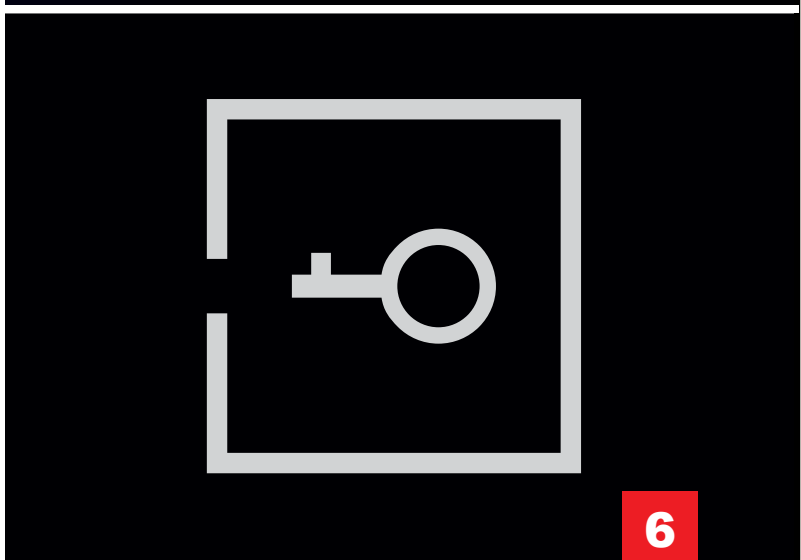
3



4




5



6



7



8



KCT 97 FI LaPerle

Black glass ceramic SCHOTT with bevels

FREE | ZONE Power | INDUCTION

POWER-SLIDE

Full touch Logic control 90 cm

Induction Touch control INTELLIGENT SYSTEM

Keep Warm Safety Guard



Design

- Product line **La Perle**

Control

- Electronic **Logic control** switch with programmer
- Cooking zone control **Power Slide**
- LED**-displays
- Child safety lock
- Timer for each cooking zone
- Minute minder

Comfort

- FREE ZONE** – Heating the dishes of any size over the entire area of the heating zone
- Booster function **Power** for all cooking zones
- Induction cooking zones, self-adjustable according to size of an utensil
- Automatic shutdown system **Safety Guard**
- Residual heat indicators
- Shock resistant ceramics, glass with durable graphics
- Easy to clean

Technical specifications

Induction zones (**Power**-function):

- 4 zones 19,5 × 22,0 cm 1,8 kW (3,0 kW)
- 2 zones 39,0 × 20,0 cm 3,0 kW (4,0 kW)
- 1 zone Ø 28,0 cm 1,8 kW (3,0 kW)
- Total power, kW 10,8
- Net weight, kg 19,0
- Gross weight, kg 21,0

Dimensions (H × W × D, cm)

- Unit dimensions 5,5 × 90,0 × 52,0
- Cut-out 87,5 × 49,5
- Dimensions in packaging 14,5 × 105,0 × 67,5

Freezone induction hobs

with free heating zones, which allow to place ceramic induction hob cookware arbitrarily, without worrying about the number and size

1 Touch control system

The modern technology. Delicate, precise and punctual control.

2 «Cold» surface

The surface out of a zone of contact of tableware with a heating field remains «cold» that provides high safety and ease of cleaning.

3 Function Power

Within several minutes the power of a heating zone is spreading entirely or partially to another.
For example: from 1.5 to 2.0 kW, 2.1 to 2.8 kW, 2.6 to 3.6 kW which leads to extremely fast heating.

4 Full touch sensor control.

5 Automatic tableware detection

The ware made not from a ferromagnetic material won't heat up. A certainty that distinguishes the skillful use of technology for the consumer's benefit.

6 System lock (Child lock)

To avoid an undesirable operation the control panel can be blocked. Tranquillity for a worry-free life and safe, confident use.

7 Residual heat indicator

Indicates when each cooking area is hot after use. The indication is extinguished if the temperature falls below 60 °C.

8 Glass ceramic hob

With the presence of a frame, facilitates the flush mounting of the work surfaces made of any material in the kitchen. An esthetic pleasure combined with greater ease of cleaning.

INDUCTION GLASS CERAMIC HOBS

La Perle



KCT 777 FI La Perle

Induction Safety Guard Full touch
POWER-SLIDE 77 cm INTELLIGENT SYSTEM

Black glass ceramic SCHOTT with bevels

Design

- Product line La Perle

Controls

- Electronic **Intelligent System** switch with programmer
- Cooking zone control **Power Slide**
- LED**-displays
- Child safety lock
- Timer for each cooking zone
- Minute minder




KCT 67 FI La Perle

Induction 60 cm Safety Guard
POWER-SLIDE INTELLIGENT SYSTEM Touch control

Black glass ceramic SCHOTT with bevels

Design

- Product line La Perle



KCT 67 FIW La Perle

Induction 60 cm Safety Guard
POWER-SLIDE INTELLIGENT SYSTEM Touch control

White glass ceramic with bevels

Controls

- Electronic **Intelligent System** switch with programmer
- Cooking zone control **Power Slide**
- LED**-displays
- Child safety lock
- Timer for each cooking zone
- Minute minder

FREE ZONE Power INDUCTION

Comfort

- FREE ZONE** – Heating the dishes of any size over the entire area of the heating zone
- Booster function **Power** for all cooking zones
- Induction cooking zones, self-adjustable according to size of an utensil
- Automatic shutdown system **Safety Guard**
- Residual heat indicators
- Shock resistant ceramics, glass with durable graphics
- Easy to clean

Technical specifications

- Induction zones (**Power**-function):
- 4 zones 19,5 × 22,0 cm 1,8 kW (2,3 kW)
- 2 zones 39,0 × 20,0 cm 1,8 kW (3,0 kW)
- 1 zone Ø 21,0 cm 2,0 kW
- Total power, kW 7,8
- Net weight, kg 19,0
- Gross weight, kg 21,0

Dimensions (H × W × D, cm)

- Unit dimensions 5,8 × 77,0 × 52,0
- Cut-out 74,0 × 49,5
- Dimensions in packaging 14,5 × 105,0 × 67,5

Comfort

- FREE ZONE** – Heating the dishes of any size over the entire area of the heating zone
- Booster function **Power** for all cooking zones
- Induction cooking zones, self-adjustable according to size of an utensil
- Automatic shutdown system **Safety Guard**
- Residual heat indicators
- Shock resistant ceramics, glass with durable graphics
- Easy to clean

Technical specifications

- Induction zones (**Power**-function):
- 2 zones 20,0 × 20,0 cm 1,5 kW (2,0 kW)
- 2 zones 20,0 × 20,0 cm 2,0 kW (2,6 kW)
- 2 zones 40,0 × 20,0 cm 2,5 kW (2,8 kW)
- Total power, kW 7,2
- Net weight, kg 9,0
- Gross weight, kg 11,2

Dimensions (H × W × D, cm)

- Unit dimensions 5,5 × 59,0 × 52,0
- Cut-out 56,0 × 49,0
- Dimensions in packaging 11,5 × 69,0 × 64,5

La Perle



KCT 6730 FIG

Induction Safety Guard 60 cm

INTELLIGENT SYSTEM Touch control Power Circle

Grey glass ceramic with bevels

Design

- Product line Avantgarde

Controls

- Electronic **Intelligent System** switch with programmer
- Cooking zone control **Power Circle**
- LED**-displays
- Child safety lock
- Timer for each cooking zone
- Minute minder

Comfort

- FREE ZONE** – Heating the dishes of any size over the entire area of the heating zone
- Booster function **Power** for all cooking zones
- Induction cooking zones, self-adjustable according to size of an utensil
- Automatic shutdown system **Safety Guard**
- Residual heat indicators
- Shock resistant ceramics, glass with durable graphics
- Easy to clean

Technical specifications

Induction zones (**Power**-function):

- 2 zones 20,0 × 20,0 cm 1,5 kW (2,0 kW)
- 2 zones 20,0 × 20,0 cm 2,0 kW (2,6 kW)
- 2 zones 40,0 × 20,0 cm 2,5 kW (2,8 kW)
- Total power, kW 7,2
- Net weight, kg 9,0
- Gross weight, kg 11,2

Dimensions (H × W × D, cm)

- Unit dimensions 5,5 × 59,0 × 52,0
- Cut-out 56,0 × 49,0
- Dimensions in packaging 11,5 × 69,0 × 64,5

Avantgarde PRO



Advantages of induction hobs.

The induction hobs have many advantages over the conventional gas and electric hobs. Induction hobs ensure the highest accuracy of heating. They respond very fast to every change of settings and any temperature changing takes place immediately. Although the heating time is much shorter, it can be saved up to 10% energy.

The **Power** function allows to share the power of one heating field with the neighbor heating field. The Tableware will be heated only when a pan with the ferromagnetic bottom stand on the hotplate. The heat production will be stopped immediately, if the pot will be taken out from the hob. The hob surface will not be heated by the

induction process but only by the heated pan. That is why the burning of spilled food is excluded. After turning off it will become cold in a few minutes.

Easy maintenance:

The surface of an induction hob is perfectly smooth, so a simple wiping with a damp cloth is enough to make it clean.

INDUCTION GLASS CERAMIC HOBS

Grand CHEF



KCT 6705 FI

Induction Safety Guard Touch control
POWER-SLIDE 60 cm

Black glass ceramic SCHOTT with bevels

Design

- Product line Grand CHEF

Controls

- Electronic **Intelligent System** switch with programmer
- Cooking zone control **Power Slide**
- LED** displays
- Child safety lock
- Timer for each cooking zone
- Minute minder

Comfort

- Booster function **Power** for all cooking zones
- Induction cooking zones, self-adjustable according to size of an utensil
- Automatic shutdown system **Safety Guard**
- Residual heat indicators
- Shock resistant ceramics, glass with durable graphics
- Easy to clean

Technical specifications

Induction zones (**Power**-function):

- 2 zones Ø 16,0 cm 1,2 kW (1,5 kW)
- 1 zone Ø 18,0 cm 2,0 kW (2,6 kW)
- 1 zone Ø 21,0 cm 2,2 kW (3,6 kW)
- Total power, kW 7,2
- Net weight, kg 9,0
- Gross weight, kg 11,2

Dimensions (H × W × D, cm)

- Unit dimensions 5,5 × 59,0 × 52,0
- Cut-out 56,0 × 49,0
- Dimensions in packaging 11,5 × 69,0 × 64,5



KCT 6736 FI

Induction Safety Guard Touch control
POWER-SLIDE 60 cm

Black glass ceramic SCHOTT with bevels

Design

- Product line Grand CHEF

Control

- Electronic **Intelligent System** switch with programmer
- Cooking zone control **Power Slide**
- LED** displays
- Child safety lock
- Timer for each cooking zone
- Minute minder

Comfort

- Booster function **Power** for all cooking zones
- Induction cooking zones, self-adjustable according to size of an utensil
- Automatic shutdown system **Safety Guard**
- Residual heat indicators
- Shock resistant ceramics, glass with durable graphics
- Easy to clean

Technical specifications

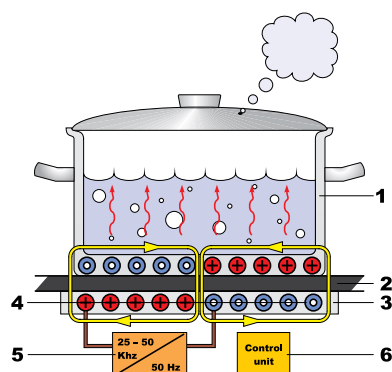
Induction zones (**Power**-function):

- 1 zone Ø 16,0 cm 1,2 kW (1,5 kW)
- 1 zone Ø 21,0 cm 2,2 kW (3,6 kW)
- 1 zone Ø 28,0 cm 2,3 kW (3,0 kW)
- Total power, kW 7,2
- Net weight, kg 8,5
- Gross weight, kg 10,0

Dimensions (H × W × D, cm)

- Unit dimensions 5,5 × 59,0 × 52,0
- Cut-out 56,0 × 49,0
- Dimensions in packaging 11,5 × 69,0 × 64,5

Grand CHEF



The working principle

The functional principle of the induction hob is based on the use of magnetic field energy.

Under the glass ceramic surface is a high frequency induction coil, which generates the alternating magnetic field.

This alternating field generates eddy currents in the bottom of a ferromagnetic pot and heats the pot content.

1. Tableware with the ferromagnetic bottom
2. Glass ceramic hob
3. Isolation
4. Induction coil
5. Frequency converter
6. Electronic control unit

INDUCTION GLASS CERAMIC HOBS DOMINO



KCT 3726 FI

Induction Safety Guard Touch control
30 cm

Black glass ceramic

Design

- Product line **Grand CHEF**



KCT 3726 FIW

Induction Safety Guard Touch control
30 cm

White glass ceramic

Control

- Electronic **Intelligent System** switch with programmer
- LED** displays
- Child safety lock
- Timer for each cooking zone
- Minute minder

Comfort

- Booster function **Power** for all cooking zones
- Induction cooking zones, self-adjustable according to size of an utensil
- Automatic shutdown system **Safety Guard**
- Residual heat indicators
- Shock resistant ceramics, glass with durable graphics
- Easy to clean

Technical specifications

Induction zones (**Power**-function):

- 1 zone Ø 18,0 cm 2,0 kW (2,6 kW)
- 1 zone Ø 14,0 cm 1,5 kW (1,9 kW)
- Total power, kW 3,5
- Net weight, kg 4,6
- Gross weight, kg 5,6

Dimensions (H × W × D, cm)

- Unit dimensions 5,5 × 28,8 × 52,0
- Cut-out 26,8 × 50,0
- Dimensions in packaging 14,2 × 61,0 × 39,2

Grand CHEF

INDUCTION GLASS CERAMIC HOBS



KCT 6705 FI Ära

Induction Safety Guard Full touch
POWER-SLIDE 60 cm

Glass ceramic SCHOTT with bevels

Design

- Product line **Ära**
- Cave painting motive

Control

- Electronic sensor control **Full Touch**
- Power control **Power Slide**
- LED** displays
- Child safety lock
- Timer for each cooking zone
- Minute minder

Comfort

- Booster function **Power** for all cooking zones
- Induction cooking zones, self-adjustable according to size of an utensil
- Automatic shutdown system **Safety Guard**
- Residual heat indicators
- Shock resistant ceramics, glass with durable graphics
- Easy to clean

Equipment

- Clean scraper

Technical specifications

Induction zones (**Power**-function):

- 2 zones Ø 16,0 cm 1,2 kW (1,5 kW)
- 1 zone Ø 18,0 cm 2,0 kW (2,6 kW)
- 1 zone Ø 21,0 cm 2,2 kW (3,6 kW)
- Total power, kW 7,2
- Net weight, kg 9,0
- Gross weight, kg 11,2

Dimensions (H × W × D, cm)

- Unit dimensions 5,5 × 59,0 × 52,0
- Cut-out 56,0 × 49,0
- Dimensions in packaging 11,5 × 69,0 × 64,5

Ära



KCT 6705 I Herd

Induction Safety Guard Full touch
POWER-SLIDE 60 cm

Glass ceramic SCHOTT with bevels

Design

- Product line **Herd**
- Artistic design – Cast Iron Hob

Control

- Electronic sensor control **Full Touch**
- Power control **Power Slide**
- LED** displays
- Child safety lock
- Timer for each cooking zone
- Minute minder

Comfort

- Booster function **Power** for all cooking zones
- Induction cooking zones, self-adjustable according to size of an utensil
- Automatic shutdown system **Safety Guard**
- Residual heat indicators
- Shock resistant ceramics, glass with durable graphics
- Easy to clean

Equipment

- Clean scraper

Technical specifications

Induction zones (**Power**-function):

- 2 zones Ø 16,0 cm 1,2 kW (1,5 kW)
- 1 zone Ø 18,0 cm 2,0 kW (2,6 kW)
- 1 zone Ø 21,0 cm 2,2 kW (3,6 kW)
- Total power, kW 7,2
- Net weight, kg 9,0
- Gross weight, kg 11,2

Dimensions (H × W × D, cm)

- Unit dimensions 5,5 × 59,0 × 52,0
- Cut-out 56,0 × 49,0
- Dimensions in packaging 11,5 × 69,0 × 64,5

Herd

INDUCTION GLASS CERAMIC HOBS

ART DÉCO



KCT 4745 FI AD

Induction Safety Guard Touch control
45 cm

Black glass ceramic

Design

- Product line ART DÉCO
- Metal fittings Antique Gold



KCT 4745 FI EIFAD

Induction Safety Guard Touch control
45 cm

Ivory glass ceramic

Control

- Electronic Intelligent System switch with programmer
- LED Displays
- Child safety lock
- Timer for each cooking zone
- Minute minder

Comfort

- Booster function Power
- Induction cooking zones, self-adjustable according to size of an utensil
- Automatic shutdown system Safety Guard
- Residual heat indicators
- Shock resistant ceramics, glass with durable graphics
- Easy to clean

Technical specifications

Induction zones (Power-function):

- 1 zone Ø 18,0 cm 2,0 kW (2,6 kW)
- 2 zones Ø 18,0 cm 1,5 kW (2,0 kW)
- Total power, kW 5,5
- Net weight, kg 6,9
- Gross weight, kg 8,2

Dimensions (H x W x D, cm)

- Unit dimensions 5,5 x 45,0 x 51,0
- Cut-out 42,5 x 49,5
- Dimensions in packaging 11,5 x 54,5 x 63,5



KCT 6745 FI AD

Induction Antique Gold Touch control
Safety Guard Power Circle 60 cm

Black glass ceramic

Design

- Product line ART DÉCO
- Metal fittings Antique Gold

Control

- Electronic Intelligent System switch with programmer
- Cooking zone control Power Circle
- LED Displays
- Child safety lock
- Timer for each cooking zone
- Minute minder



KCT 6745 FI EIFAD

Induction Antique Gold Touch control
Safety Guard Power Circle 60 cm

Ivory glass ceramic

Comfort

- REE ZONE – Heating the dishes of any size over the entire area of the heating zone
- Booster function Power
- Induction cooking zones, self-adjustable according to size of an utensil
- Automatic shutdown system Safety Guard
- Residual heat indicators
- Shock resistant ceramics, glass with durable graphics
- Easy to clean

Technical specifications

Induction zones (Power-function):

- 2 zones 20,0 x 20,0 cm 1,5 kW (2,0 kW)
- 2 zones 20,0 x 20,0 cm 2,0 kW (2,6 kW)
- 2 zones 40,0 x 20,0 cm 2,5 kW (2,8 kW)
- Total power, kW 7,0
- Net weight, kg 9,0
- Gross weight, kg 11,2

Dimensions (H x W x D, cm)

- Unit dimensions 5,5 x 59,0 x 52,0
- Cut-out 56,0 x 49,0
- Dimensions in packaging 11,5 x 69,0 x 64,5

FREE ZONE
Power INDUCTION

ART DÉCO



KCT 6395 IEm

Logic control Induction Touch control
Safety Guard 60 cm Bronze

Black glass ceramic

Design

- Product line **Empire**
- glass ceramic front and rear solid metal plates **Bronze**
- Graphics and inscriptions **Bronze**



KCT 6395 IEIfEm

Logic control Induction Touch control
Safety Guard 60 cm Bronze

Ivory glass ceramic

Controls

- Electronic **Logic control** switch with programmer
- LED** displays
- Child safety lock
- Timer for each cooking zone
- Minute minder

Comfort

- Booster function **Power** for 2 cooking zones
- Induction cooking zones, self-adjustable according to size of an utensil
- Automatic shutdown system **Safety Guard**
- Residual heat indicators
- Shock resistant ceramics, glass with durable graphics
- Easy to clean

Technical specifications

Induction zones (**Power**-function):

- 2 zones Ø 21,0 cm 2,2 kW (3,6 kW)
- 2 zones Ø 18,0 cm 2,2 kW
- Total power, kW 6,5
- Net weight, kg 8,24
- Gross weight, kg 10,24

Dimensions (H × W × D, cm)

- Unit dimensions 5,0 × 58,0 × 53,5
- Cut-out 56,0 × 49,3
- Dimensions in packaging 13,0 × 66,0 × 58,0



KCT 7797 FI Em

Induction Safety Guard INTELLIGENT SYSTEM
Touch control POWER-SLIDE 77 cm


Anthracite glass ceramic with front bevel

Design

- Product line **Empire**
- Graphics and inscriptions **Bronze**

Control

- Electronic **Intelligent System** switch with programmer
- Cooking zone control **Power Slide**
- LED displays
- Child safety lock
- Timer for each cooking zone
- Minute minder



KCT 7797 FI IEIfEm

Induction Safety Guard INTELLIGENT SYSTEM
Touch control POWER-SLIDE 77 cm

Ivory glass ceramic with front bevel

Comfort

- FREE ZONE** – Heating the dishes of any size over the entire area of the heating zone
- Booster function **Power**
- Induction cooking zones, self-adjustable according to size of an utensil
- Automatic shutdown system **Safety Guard**
- Residual heat indicators
- Shock resistant ceramics, glass with durable graphics
- Easy to clean



KCT 7797 FI RotEm

Induction Safety Guard INTELLIGENT SYSTEM
Touch control POWER-SLIDE 77 cm

Bordeaux glass ceramic with front bevel

Technical specifications

Induction zones (**Power**-function):

- 4 zones 19,5 × 22,0 cm 1,8 kW (3,0 kW)
- 2 zones 39,0 × 20,0 cm 3,5 kW (2,5 kW)
- 1 zone Ø 21,0 cm 2,0 kW (2,6 kW)
- Total power, kW 7,4
- Net weight, kg 12,1
- Gross weight, kg 14,55

Dimensions (H × W × D, cm)

- Unit dimensions 5,8 × 77,0 × 52,0
- Cut-out 74,0 × 49,5
- Dimensions in packaging 14,5 × 87,5 × 64,5

FREE ZONE
Power INDUCTION

Empire

INDUCTION GLASS CERAMIC HOBS



KCT 6723 FI BluBE

Induction 60 cm Power Circle
Safety Guard Touch control

Azure glass ceramic

Design

- Product line *Belle Époque*

FREE | ZONE Power | INDUCTION

Control

- Electronic **Intelligent System** switch with programmer
- Cooking zone control **Power Circle**
- LED** displays
- Child safety lock
- Timer for each cooking zone
- Minute minder

Comfort

- FREE ZONE** – Heating the dishes of any size over the entire area of the heating zone
- Booster function **Power**
- Induction cooking zones, self-adjustable according to size of an utensil
- Automatic shutdown system **Safety Guard**
- Residual heat indicators
- Shock resistant ceramics, glass with durable graphics
- Easy to clean

Technical specifications

Induction zones (**Power**-function):

- 2 zones 20,0 × 20,0 cm 1,5 kW (2,0 kW)
- 2 zones 20,0 × 20,0 cm 2,0 kW (2,6 kW)
- 2 zones 40,0 × 20,0 cm 2,5 kW (2,8 kW)
- Total power, kW 7,0
- Net weight, kg 9,0
- Gross weight, kg 11,2

Dimensions (H × W × D, cm)

- Unit dimensions 5,5 × 59,0 × 52,0
- Cut-out 56,0 × 49,0
- Dimensions in packaging 11,5 × 69,0 × 64,5

Belle Époque

Hi-Light GLASS CERAMIC HOBS



KCT 6703 F

INTELLIGENT SYSTEM Touch control Hi-Light 60 cm



Safety Guard

Black glass ceramic with bevels

Design

- Product line **GRAND CHEF**

Control

- Electronic **Intelligent System** switch with programmer
- LED**-Displays
- Child safety lock
- Timer for each cooking zone
- Minute minder

Comfort

- Triple heating** zone
- QuickHeat cooking zones
- Automatic shutdown system **Safety Guard**
- Residual heat indicators
- Shock resistant ceramics, glass with durable graphics
- Easy to clean

Technical specifications

Hi-Light heating elements:


- 2 zones Ø 16,5 cm 1,2 kW
- 1 zone Ø 20,0 cm 1,8 kW
- 1 zone Ø 23,0 / 17,0 / 12 cm 2,2 / 1,8 / 1,2 kW
- Total power, kW 6,5
- Net weight, kg 8,3
- Gross weight, kg 10,0

Dimensions (H × W × D, cm)

- Unit dimensions 5,0 × 59,0 × 52,0
- Cut-out 56,0 × 49,0
- Dimensions in packaging 11,5 × 65,0 × 56,0

GRAND CHEF

Hi-Light GLASS CERAMIC HOBS



KCT 6715 F Ära

INTELLIGENT SYSTEM Touch control Hi-Light 60 cm



Safety Guard

Glass ceramic SCHOTT with bevels

Design

- Product line **Ära**
- Artistic design – **Cave Painting**

Control

- Electronic sensor control **Full touch**
- Power control **Power Slide**
- LED**-Displays
- Child safety lock
- Timer for each cooking zone
- Minute minder

Comfort

- Triple heating zone
- Extendable oval zone
- QuickHeat-cooking zone **Hi Light**
- Automatic shutdown system **Safety Guard**
- Residual heat indicators
- Shock resistant ceramics, glass with durable graphics
- Easy to clean

Technical specifications

Hi-Light heating elements:

- 2 zones Ø 16,0 cm 1,2 kW
- 1 zone Ø 16,0 / 16,0 × 26,5 cm 1,1/2,0 kW
- 1 zone Ø 22,5 / 17,5 / 12 cm 2,3/ 1,6/ 0,8 kW
- Total power, kW 6,5
- Net weight, kg 9,5
- Gross weight, kg 11,5

Dimensions (H × W × D, cm)

- Unit dimensions 5,2 × 59,0 × 52,0
- Cut-out 56,0 × 49,0
- Dimensions in packaging 11,5 × 65,0 × 56,0

Ära



KCT 6715 F Herd

INTELLIGENT SYSTEM Touch control Hi-Light 60 cm



Safety Guard

Glass ceramic SCHOTT with thin Inox frame

Design

- Product line **Herd**
- Artistic design – **Cast Iron Hob**

Control

- Electronic sensor control **Full touch**
- Power control **Power Slide**
- LED**-Displays
- Child safety lock
- Timer for each cooking zone
- Minute minder

Comfort

- Triple heating zone
- Extendable oval zone
- QuickHeat-cooking zone **Hi Light**
- Automatic shutdown system **Safety Guard**
- Residual heat indicators
- Shock resistant ceramics, glass with durable graphics
- Easy to clean

Technical specifications

Hi-Light heating elements:

- 2 zones Ø 16,0 cm 1,2 kW
- 1 zone Ø 16,0 / 16,0 × 26,5 cm 1,1/2,0 kW
- 1 zone Ø 22,5 / 17,5 / 12 cm 2,3/ 1,6/ 0,8 kW
- Total power, kW 6,5
- Net weight, kg 9,5
- Gross weight, kg 11,5

Dimensions (H × W × D, cm)

- Unit dimensions 5,2 × 59,0 × 52,0
- Cut-out 56,0 × 49,0
- Dimensions in packaging 11,5 × 65,0 × 56,0

Herd



KCT 4745 F

INTELLIGENT SYSTEM Touch control Hi-Light 45 cm



Safety Guard

Black glass ceramic SCHOTT with bevels ahead

Design

- Product line **GRAND CHEF**

Control

- Electronic **Intelligent System** switch with programmer
- LED** displays
- Child safety lock
- Timer for each cooking zone
- Minute minder

Comfort

- QuickHeat** cooking zones
- Automatic shutdown system **Safety Guard**
- Residual heat indicators
- Shock resistant ceramics, glass with durable graphics
- Easy to clean

Technical specifications

Hi-Light heating elements:

- 1 zone Ø 15,0 cm 1,2 kW
- 1 zone Ø 18,5 cm 1,8 kW
- 1 zone Ø 180,5 / 12,0 cm 2,2 / 1,0 kW
- Total power, kW 5,2
- Net weight, kg 9,0
- Gross weight, kg 11,0

Dimensions (H × W × D, cm)

- Unit dimensions 4,4 × 45,0 × 51,0
- Cut-out 42,0 × 49,0
- Dimensions in packaging 12,5 × 55,0 × 61,5

GRAND CHEF

Hi-Light GLASS CERAMIC HOBS

Grand CHEF



KCT 6715 F

INTELLIGENT SYSTEM Touch control Hi-Light 60 cm



Safety Guard

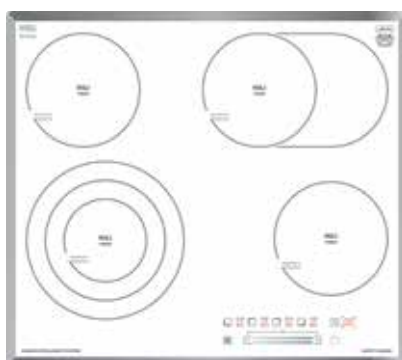
Black glass ceramic SCHOTT with bevels

Design

- Product line **Grand CHEF**
- Glass ceramic **SCHOTT** with bevels

Control

- Electronic sensor control **Full touch**
- Power control **Power Slide**
- LED**-Displays
- Child safety lock
- Timer for each cooking zone
- Minute minder



KCT 6715 F W

INTELLIGENT SYSTEM Touch control Hi-Light 60 cm



Safety Guard

White glass ceramic with bevels

Comfort

- Triple heating zone
- Extendable oval zone
- QuickHeat-cooking zone **Hi Light**
- Automatic shutdown system **Safety Guard**
- Residual heat indicators
- Shock resistant ceramics, glass with durable graphics
- Easy to clean

Technical specifications

Hi-Light heating elements:

- 2 zones Ø 16,0 cm 1,2 kW
- 1 zone Ø 16,0 / 16,0 × 26,5 cm 1,1/2,0 kW
- 1 zone Ø 22,5 / 17,5 / 12 cm 2,3/ 1,6/ 0,8 kW
- Total power, kW 6,5
- Net weight, kg 9,5
- Gross weight, kg 11,5

Dimensions (H × W × D, cm)

- Unit dimensions 5,2 × 59,0 × 52,0
- Cut-out 56,0 × 49,0
- Dimensions in packaging 11,5 × 65,0 × 56,0

Hi-Light GLASS CERAMIC HOBS **DOMINO**



KCT 3721 F

INTELLIGENT SYSTEM Hi-Light Safety Guard

30 cm

Black glass ceramic

Design

- Product line **Grand CHEF**
- Glass ceramic **SCHOTT** with bevels

Control

- Electronic **Intelligent System** switch with programmer
- LED** displays
- Child safety lock
- Timer for each cooking zone
- Minute minder



KCT 3721 FW

INTELLIGENT SYSTEM Hi-Light Safety Guard

30 cm

White glass ceramic

Comfort

- QuickHeat** cooking zones
- Automatic shutdown system **Safety Guard**
- Residual heat indicators
- Shock resistant ceramics, glass with durable graphics
- Easy to clean

Technical specifications

Hi-Light heating elements:

- 1 zone Ø 16,5 cm 1,2 kW
- 1 zone Ø 20,0 / 12,0 cm 2,0 / 1,0 kW
- Total power, kW 3,2
- Net weight, kg 4,5
- Gross weight, kg 5,8

Dimensions (H × W × D, cm)

- Unit dimensions 5,2 × 28,8 × 52,0
- Cut-out 26,8 × 50,0
- Dimensions in packaging 11,5 × 57,5 × 38,0

Hi-Light GLASS CERAMIC HOBS

Empire



KCT 6385 Em

Touch control **Hi-Light**   **Logic control**
Safety Guard **Bronze** **60 cm**

Black glass ceramic

Design


- Product line **Empire**
- Glass ceramic front and rear solid metal plates **Bronze**

Control

- Electronic sensor control **Full touch**
- LED**-Displays
- Child safety lock
- Timer for each cooking zone
- Minute minder

Comfort

- 4 heating zones **Hi-Light**:
- 2 dual heating zones: oval, round
- Automatic shutdown system **Safety Guard**
- Residual heat indicators
- Shock proof ceramic with wear-resistant graphics
- Easy cleaning



KCT 6385 ElfEm

Touch control **Hi-Light**   **Logic control**
Safety Guard **Bronze** **60 cm**

Ivory glass ceramic

Technical specifications

Hi-Light heating elements:

- 2 zones Ø 14,5 cm 1,2 kW
- 1 zone Ø 14,5 cm / 14,5 × 25,0 cm 1,1 / 2,0 kW
- 1 zone Ø 21,0 / 14,0 cm 2,2 / 1,0 kW
- Total power, kW 6,6
- Net weight, kg 8,6
- Gross weight, kg 10,6

Dimensions (H × W × D, cm)

- Unit dimensions 5,8 × 58,0 × 53,5
- Cut-out 56,0 × 49,3
- Dimensions in packaging 13,0 × 66,0 × 58,0

Empire

GLASS CERAMIC HOBS Empire – Induction and Hi-Light

- super-fast heating;
- function **Power** – cooking zones' power ascension;
- various diameters of the heating zones;
- design **Empire** – ceramic surface with front and rear solid metal plates



Kaiser

GAS HOBS

Ergonomically designed, comfortable pan supports are made of high quality cast iron. In both cases, its shape allows for reliable use cookware of any size, even a very large. Pan supports are easy to clean in usual kitchen sink and dishwasher. Pan supports designed and made without sharp corners and it makes them easy to clean.

Stainless steel knobs

Control knobs of all gas hobs are stylish and made of stainless steel, it is same as in many built-in ovens Kaiser, which allows you to create exquisite design of your kitchen, using different elements of our appliances. Besides to the beautiful appearance the knobs are very convenient for the gas adjustment, also it is excellent for cleaning.



GAS HOBS WITH GLASS TOP

Avantgarde PRO



KCG 9387 Turbo

Gas-Control



90 cm

Black glass

Design

- Product line *Avantgarde*

Control

- Ergonomic rotary solid metal knobs

Equipment

- Triple ring Turbo burner with quick heating and increased power
- Cast iron pan support
- Cast iron burner caps
- Cast iron Wok adapter
- Additional nozzles for LPG

Comfort

- One-hand ignition in rotary knob
- Flame failure safety device
- Infinitely variable control
- Easy to clean

Technical specifications

Gas heating elements:

- 1 Turbo burner Ø 13,0 cm 3,8 kW
- 1 burner Ø 4,0 cm 1,0 kW
- 2 burners Ø 6,5 cm 1,75 kW
- 1 burner Ø 9,0 cm 3,0 kW
- Net weight, kg 21,0
- Gross weight, kg 23,5

Dimensions (H × W × D, cm)

- Unit dimensions 3,9 × 86,0 × 51,0
- Cut-out 73,0 × 49,0
- Packaging 16,5 × 91,5 × 57,5



KCG 6387 Turbo

Gas-Control



60 cm

Black glass

Design

- Product line *Avantgarde*

Control

- Ergonomic rotary solid metal knobs

Equipment

- Triple ring Turbo burner with quick heating and increased power
- Cast iron pan support
- Cast iron burner caps
- Cast iron Wok adapter
- Additional nozzles for LPG

Comfort

- One-hand ignition in rotary knob
- Flame failure safety device
- Infinitely variable control
- Easy to clean

Technical specifications

Gas heating elements:

- 1 Turbo burner Ø 13,0 cm 3,8 kW
- 1 burner Ø 4,0 cm 1,0 kW
- 2 burners Ø 6,5 cm 1,75 kW
- Net weight, kg 15,0
- Gross weight, kg 16,5

Dimensions (H × W × D, cm)

- Unit dimensions 5,5 × 58,0 × 51,0
- Cut-out 56,0 × 49,0
- Packaging 16,5 × 67,5 × 57,5

Avantgarde PRO

GAS HOBS WITH GLASS TOP

Avantgarde^{PLUS}



KCG 8382 Turbo

Gas-Control  **Ignition by knob** 77 cm

Black glass with front bevel

Design

- Product line *Avantgarde*^{PLUS}

Control

- Elegant ergonomic rotary metal knobs

Equipment

- Triple ring Turbo burner with quick heating and increased power
- Cast iron pan support
- Cast iron burner caps
- Additional nozzles for LPG
- Cast iron Wok adapter

Comfort

- One-hand ignition in rotary knob
- Flame failure safety device
- Infinitely variable control
- Easy to clean

Technical specifications

Gas heating elements:

- 1 Turbo burner Ø 13,0 cm 3,8 kW
- 1 burner Ø 9,0 cm 3,0 kW
- 1 burner Ø 4,0 cm 1,0 kW
- 2 burners Ø 6,5 cm 1,75 kW
- Gas connection rating, kW 11,3
- Net weight (kg) 18,00
- Gross weight (kg) 20,20

Dimensions (H × W × D, cm)

- Unit dimensions 5,5 × 77,0 × 51,0
- Cut-out 73,0 × 49,0
- Packaging 16,5 × 82,5 × 57,5

Avantgarde^{PLUS}



Kaiser

GAS HOBS WITH GLASS TOP

GRAND CHEF



KCG 9386 Turbo

Gas-Control  Ignition by knob 90 cm

Black glass with front INOX plate

Design

- Product line GRAND CHEF

Control

- Ergonomic rotary metal knobs

Equipment

- Triple ring Turbo burner with quick heating and increased power
- Cast iron pan support
- Cast iron burner caps
- Cast iron Wok adapter
- Additional nozzles for LPG

Comfort

- One-hand ignition in rotary knob
- Flame failure safety device
- Infinitely variable control
- Easy to clean

Technical specifications

Gas heating elements:

- 1 Turbo burner Ø 13,0 cm 4,5 kW
- 1 burner Ø 4,0 cm 1,0 kW
- 2 burners Ø 6,5 cm 2,0 kW
- 1 burner Ø 9,0 cm 3,0 kW
- Net weight, kg 21,0
- Gross weight, kg 23,1

Dimensions (H × W × D, cm)

- Unit dimensions 3,9 × 86,0 × 51,0
- Cut-out 73,0 × 49,0
- Packaging 16,5 × 91,5 × 57,5



KCG 6380 Turbo

Gas-Control  Ignition by knob 60 cm

Black glass with front bevel

Design

- Product line GRAND CHEF

Control

- Elegant ergonomic rotary metal knobs

Equipment

- Triple ring Turbo burner with quick heating and increased power
- Cast iron pan support
- Cast iron burner caps
- Cast iron Wok adapter
- Additional nozzles for LPG



KCG 6380 W Turbo

Gas-Control  Ignition by knob 60 cm

Weißes Glas with front bevel

Comfort

- One-hand ignition in rotary knob
- Flame failure safety device
- Infinitely variable control
- Easy to clean

Technical specifications

Gas heating elements:

- 1 Turbo burner Ø 13,0 cm 3,8 kW
- 1 burner Ø 4,0 cm 1,0 kW
- 2 burners Ø 6,5 cm 1,75 kW
- Gas connection rating, kW 8,3
- Net weight, kg 14,84
- Gross weight, kg 16,18

Dimensions (H × W × D, cm)

- Unit dimensions 5,5 × 58,0 × 51,0
- Cut-out 56,0 × 47,0
- Packaging 16,5 × 67,5 × 57,5

GRAND CHEF

GAS HOBS WITH GLASS TOP

GRAND CHEF



KCG 6394 Turbo Romb

Gas-Control  Ignition by knob 60 cm

Black glass with front bevel

Design

- Product line GRAND CHEF

Control

- Elegant ergonomic rotary metal knobs

Equipment

- Triple ring Turbo burner with quick heating and increased power
- Cast iron pan support
- Cast iron burner caps
- Cast iron Wok adapter
- Additional nozzles for LPG



KCG 6394 W Turbo Romb

Gas-Control  Ignition by knob 60 cm

Weißes Glas with front bevel

Comfort

- One-hand ignition in rotary knob
- Flame failure safety device
- Infinitely variable control
- Easy to clean

Technical specifications

Gas heating elements:

- 1 Turbo burner Ø 13,0 cm 3,8 kW
- 1 burner Ø 4,0 cm 1,0 kW
- 1 burner Ø 6,5 cm 1,75 kW
- 1 burner Ø 9,0 cm 3,0 kW
- Gas connection rating, kW 9,55
- Net weight, kg 17,10
- Gross weight, kg 18,48

Dimensions (H x W x D, cm)

- Unit dimensions 5,5 x 58,0 x 51,0
- Cut-out 56,0 x 47,0
- Packaging 16,5 x 67,5 x 57,5



KCG 6383 Turbo

Gas-Control  Ignition by knob 60 cm

Black glass with front bevel

Design

- Product line GRAND CHEF

Control

- Elegant ergonomic rotary metal knob / INOX

Equipment

- Triple ring Turbo burner with quick heating and increased power
- Cast iron pan support
- Cast iron burner caps
- Cast iron Wok adapter
- Additional nozzles for LPG

Comfort

- One-hand ignition in rotary knob
- Flame failure safety device
- Infinitely variable control
- Easy to clean

Technical specifications

Gas heating elements:

- 1 Turbo burner Ø 13,0 cm 3,8 kW
- 1 burner Ø 4,0 cm 1,0 kW
- 2 burners Ø 6,5 cm 1,75 kW
- Gas connection rating, kW 8,3
- Net weight, kg 14,84
- Gross weight, kg 16,18

Dimensions (H x W x D, cm)

- Unit dimensions 5,5 x 58,0 x 51,0
- Cut-out 56,0 x 47,0
- Packaging 16,5 x 67,5 x 57,5

GRAND CHEF

GAS HOBS WITH GLASS TOP



KCG 4380 Turbo

Gas-Control



45 cm

Black glass with front bevel



KCG 4380 W Turbo

Gas-Control



45 cm

White glass with front bevel



KCG 4384 Turbo

Gas-Control



45 cm

Black glass with front bevel



KCG 4384 W Turbo

Gas-Control



45 cm

White glass with front bevel

Grand CHEF

Design

- Product line **Grand CHEF**

Control

- Elegant ergonomic rotary metal knobs

Equipment

- Triple ring Turbo burner with quick heating and increased power
- Cast iron pan support
- Cast iron burner caps
- Cast iron Wok adapter
- Additional nozzles for LPG

Comfort

- One-hand ignition in rotary knob
- Flame failure safety device
- Infinitely variable control
- Easy to clean

Technical specifications

Gas heating elements:

- 1 Turbo burner Ø 13,0 cm 3,8 kW
- 1 burner Ø 4,0 cm 1,0 kW
- 1 burner Ø 6,5 cm 1,75 kW
- Gas connection rating, kW 6,55
- Net weight, kg 12,60
- Gross weight, kg 13,98

Dimensions (H × W × D, cm)

- Unit dimensions 5,5 × 45,0 × 51,0
- Cut-out 43,0 × 49,0
- Packaging 16,5 × 51,5 × 57,5

Grand CHEF

GAS HOBS WITH GLASS TOP **DOMINO**



KCG 3382

Gas-Control



30 cm

Black glass with front bevel

Design

- Product line *Avantgarde*

Control

- Elegant ergonomic rotary metal knob

Equipment

- Cast iron pan support
- Cast iron burner caps
- Cast iron Wok adapter
- Additional nozzles for LPG

Comfort

- One-hand ignition in rotary knob
- Flame failure safety device
- Infinitely variable control
- Easy to clean

Technical specifications

Gas heating elements:

- 1 burner Ø 4,0 cm 1,0 kW
- 1 burners Ø 9,0 cm 3,0 kW
- Gas connection rating, kW 4,0
- Net weight, kg 7,00
- Gross weight, kg 8,06

Dimensions (H × W × D, cm)

- Unit dimensions 4,0 × 30,0 × 51,0
- Cut-out 28,0 × 49,0
- Packaging 16,5 × 36,5 × 57

Avantgarde PLUS

GAS HOBS WITH GLASS TOP

Empire



KCG 6335 Em Turbo

Gas-Control
Bronze



60 cm

Black glass

Design

- Product line **Empire**
- Decor – solid metal **Bronze**

Controls

- Ergonomic rotary metal knobs / **Bronze**

Equipment

- Triple ring Turbo burner with quick heating and increased power
- Cast iron pan support
- Cast iron burner caps
- Cast iron Wok adapter
- Additional nozzles for LPG



KCG 6335 ElfEm Turbo

Gas-Control
Bronze



60 cm

Ivory glass

Comfort

- One-hand ignition in rotary knob
- Flame failure safety device
- Infinitely variable control
- Easy to clean

Technical specifications

Gas heating elements:

- 1 Turbo burner Ø 13,0 cm 3,8 kW
- 1 burner Ø 4,0 cm 1,0 kW
- 2 burners Ø 6,5 cm 1,75 kW
- Gas connection rating 8,3 kW
- Net weight (kg) 17,50
- Gross weight (kg) 19,50



KCG 6335 RotEm Turbo

Gas-Control
Bronze



60 cm

Bordeaux coloured glass

Dimensions (H × W × D, cm)

- Unit dimensions 5,5 × 58,0 × 51,0
- Cut-out 56,0 × 47,0
- Packaging 16,5 × 67,5 × 57,5

Empire



GAS HOBS WITH STAINLESS STEEL TOP



GAS HOBS WITH STAINLESS STEEL TOP

Avantgarde PRO



KG 9357 Turbo

Gas-Control



90 cm

Stainless steel with Anti touch-effect

Design

- Product line *Avantgarde*

Control

- Ergonomic rotary metal knobs

Equipment

- Triple ring Turbo burner with quick heating and increased power
- Cast iron pan support
- Cast iron burner caps
- Cast iron Wok adapter
- Additional nozzles for LPG

Comfort

- One-hand ignition in rotary knob
- Flame failure safety device
- Infinitely variable control
- Easy to clean

Technical specifications

Gas heating elements:

- 1 Turbo burner Ø 13,0 cm 3,8 kW
- 1 burner Ø 4,0 cm 1,0 kW
- 2 burners Ø 6,5 cm 1,75 kW
- 1 burner Ø 9,0 cm 3,0 kW
- Net weight, kg 16,0
- Gross weight, kg 18,5

Dimensions (H × W × D, cm)

- Unit dimensions 3,9 × 86,0 × 51,0
- Cut-out 73,0 × 49,0
- Packaging 16,5 × 91,5 × 57,5



KG 6357 Turbo

Gas-Control



60 cm

Stainless steel with Anti touch-effect

Design

- Product line *Avantgarde*

Control

- Ergonomic rotary metal knobs

Equipment

- Triple ring Turbo burner with quick heating and increased power
- Cast iron pan support
- Cast iron burner caps
- Cast iron Wok adapter
- Additional nozzles for LPG

Comfort

- One-hand ignition in rotary knob
- Flame failure safety device
- Infinitely variable control
- Easy to clean

Technical specifications

Gas heating elements:

- 1 Turbo burner Ø 13,0 cm 3,8 kW
- 1 burner Ø 4,0 cm 1,0 kW
- 2 burners Ø 6,5 cm 1,75 kW
- Net weight, kg 12,2
- Gross weight, kg 13,6

Dimensions (H × W × D, cm)

- Unit dimensions 5,5 × 58,0 × 51,0
- Cut-out 56,0 × 49,0
- Packaging 16,5 × 67,5 × 57,5

Avantgarde PRO

GAS HOBS WITH STAINLESS STEEL TOP

GRAND CHEF



KG 9356 Turbo

Gas-Control



90 cm

Stainless steel with Anti touch-effect

Design

- Product line GRAND CHEF

Control

- Ergonomic rotary metal knobs

Equipment

- Triple ring Turbo burner with quick heating and increased power
- Cast iron pan support
- Cast iron burner caps
- Cast iron Wok adapter
- Additional nozzles for LPG

Comfort

- One-hand ignition in rotary knob
- Flame failure safety device
- Infinitely variable control
- Easy to clean

Technical specifications

Gas heating elements:

- 1 Turbo burner Ø 13,0 cm 4,5 kW
- 1 burner Ø 4,0 cm 1,0 kW
- 2 burners Ø 6,5 cm 1,75 kW
- 1 burner Ø 9,0 cm 3,0 kW
- Net weight, kg 17,5
- Gross weight, kg 19,5

Dimensions (H × W × D, cm)

- Unit dimensions 3,9 × 86,0 × 51,0
- Cut-out 73,0 × 49,0
- Packaging 16,5 × 91,5 × 57,5



KG 6350 Turbo

Gas-Control



60 cm

Stainless steel with Anti touch-effect

Design

- Product line GRAND CHEF

Control

- Elegant ergonomic rotary metal knobs

Equipment

- Triple ring Turbo burner with quick heating and increased power
- Cast iron pan support
- Cast iron burner caps
- Cast iron Wok adapter
- Additional nozzles for LPG

Comfort

- One-hand ignition in rotary knob
- Flame failure safety device
- Infinitely variable control
- Easy to clean

Technical specifications

Gas heating elements:

- 1 Turbo burner Ø 13,0 cm 3,8 kW
- 1 burner Ø 4,0 cm 1,0 kW
- 2 burners Ø 6,5 cm 1,75 kW
- Gas connection rating, kW 8,3
- Net weight, kg 14,34
- Gross weight, kg 15,72

Dimensions (H × W × D, cm)

- Unit dimensions 5,5 × 58,0 × 51,0
- Cut-out 56,0 × 49,0
- Packaging 16,5 × 67,5 × 57,5



KG 6364 Turbo Romb

Gas-Control



60 cm

Stainless steel with Anti touch-effect

Design

- Product line GRAND CHEF

Control

- Elegant ergonomic rotary metal knobs

Equipment

- Triple ring Turbo burner with quick heating and increased power
- Cast iron pan support
- Cast iron burner caps
- Cast iron Wok adapter
- Additional nozzles for LPG

Comfort

- One-hand ignition in rotary knob
- Flame failure safety device
- Infinitely variable control
- Easy to clean

Technical specifications

Gas heating elements:

- 1 Turbo burner Ø 13,0 cm 3,8 kW
- 1 burner Ø 4,0 cm 1,0 kW
- 1 burner Ø 6,5 cm 1,75 kW
- 1 burner Ø 9,0 cm 3,0 kW
- Gas connection rating, kW 9,55
- Net weight, kg 16,85
- Gross weight, kg 18,20

Dimensions (H × W × D, cm)

- Unit dimensions 5,5 × 60,0 × 51,0
- Cut-out 55,0 × 47,0
- Packaging 16,5 × 67,5 × 58,0

GRAND CHEF

GAS HOBS WITH STAINLESS STEEL TOP

Grand CHEF



KG 4350 Turbo

Gas-Control



45 cm

Stainless steel with Anti touch-effect

Design

- Product line Grand CHEF

Control

- Ergonomic rotary metal knobs

Equipment

- Triple ring Turbo burner with quick heating and increased power
- Cast iron pan support
- Cast iron burner caps
- Cast iron Wok adapter
- Additional nozzles for LPG



KG 4354 Turbo

Gas-Control



45 cm

Stainless steel with Anti touch-effect

Comfort

- One-hand ignition in rotary knob
- Flame failure safety device
- Infinitely variable control
- Easy to clean

Technical specifications

Gas heating elements:

- 1 Turbo burner Ø 13,0 cm 3,8 kW
- 1 burner Ø 4,0 cm 1,0 kW
- 1 burner Ø 6,5 cm 1,75 kW
- Gas connection rating, kW 6,55
- Net weight, kg 12,2
- Gross weight, kg 13,6

Dimensions (H × W × D, cm)

- Unit dimensions 5,5 × 45,0 × 51,0
- Cut-out 43,0 × 49,0
- Packaging 16,5 × 51,5 × 57,5

Grand CHEF



GAS HOBS WITH ENAMELED TOP

Empire



KG 9325 Em Turbo

Gas-Control ★ Ignition by knob 90 cm Bronze

Anthracite colored enamel

Design

- Product line **Empire**
- Decor – solid metal **Bronze**

Control

- Ergonomic rotary metal knobs / **Bronze**

Equipment

- Triple ring Turbo burner with quick heating and increased power
- Cast iron pan support
- Cast iron burner caps
- Cast iron Wok adapter
- Additional nozzles for LPG



KG 9325 ElfEm Turbo

Gas-Control ★ Ignition by knob 90 cm Bronze

Ivory colored enamel

Comfort

- One-hand ignition in rotary knob
- Flame failure safety device
- Infinitely variable control
- Easy to clean

Technical specifications

Gas heating elements:

- 1 Turbo burner Ø 13,0 cm 3,8 kW
- 1 burner Ø 9,0 cm 3,0 kW
- 1 burner Ø 4,0 cm 1,0 kW
- 2 burners Ø 6,5 cm 1,75 kW
- Gas connection rating 11,3 kW
- Net weight (kg) 15,00
- Gross weight (kg) 17,00

Dimensions (H × W × D, cm)

- Unit dimensions 5,5 × 86,0 × 50,0
- Cut-out 75,0 × 47,0
- Packaging 16,5 × 91,5 × 58,0



KG 6325 Em Turbo

Gas-Control ★ Ignition by knob 60 cm Bronze

Anthracite colored enamel

Design

- Product line **Empire**
- Decor – solid metal **Bronze**

Control

- Ergonomic rotary metal knobs / **Bronze**

Equipment

- Triple ring Turbo burner with quick heating and increased power
- Cast iron pan support
- Cast iron burner caps
- Cast iron Wok adapter
- Additional nozzles for LPG



KG 6325 ElfEm Turbo

Gas-Control ★ Ignition by knob 60 cm Bronze

Ivory colored enamel

Comfort

- One-hand ignition in rotary knob
- Flame failure safety device
- Infinitely variable control
- Easy to clean

Technical specifications

Gas heating elements:

- 1 Turbo burner Ø 13,0 cm 3,8 kW
- 1 burner Ø 4,0 cm 1,0 kW
- 2 burners Ø 6,5 cm 1,75 kW
- Gas connection rating 8,3 kW
- Net weight (kg) 11,50
- Gross weight (kg) 13,50

Dimensions (H × W × D, cm)

- Unit dimensions 5,5 × 59,0 × 50,0
- Cut-out 55,0 × 47,0
- Packaging 16,5 × 65,0 × 58,0

Empire





Cookers



ELECTRIC COOKERS WITH INDUCTION COOKTOP

Empire

Multi 8



HC 93655 IEm

Induction Teleskop Bronze

Safety Guard 90 cm

Anthracite coloured enamel

Design

- Product line **Empire**
- Enameled metal door and control panel in colors: Anthracite, Ivory, Bordeaux
- Analog clock
- Elegant massive metal door handle **Bronze**
- Panoramic inner glass with recipe table

Features

- Tangential circulation system
- 2 Circulation fans
- Turnable rotisserie with chromed frame and removable handle
- Shelf support chromed rails
- 5 Rack levels
- Telescopic extension system Teleskop – 2 levels, optional up to 3 levels

Equipment

- 1 enamelled baking tray
- 1 enamelled baking pan
- 1 multifunction roast shelf
- 1 chromed handle for Trays



HC 93655 IEIfEm

Induction Teleskop Bronze

Safety Guard 90 cm

Ivory coloured enamel

Control

- Analogue control
- Electromechanical programmer with metal rotary knobs
- Elegant ergonomic metal knobs **Bronze**
- Child safety lock

Comfort

- **FREE ZONE** – Heating the dishes of any size over the entire area of the heating zone
- Booster function **Power** for all cooking zones
- Induction cooking zones, self-adjustable according to size of an utensil
- Automatic shutdown system **Safety Guard**
- Residual heat indicators
- Shock resistant ceramics, glass with durable graphics
- Easy to clean
- Multifunctional electric oven **Multi 8**
- **7 heating modes**
- **1 defrosting mode**
- Easy-clean anti-allergic enamel
- Cold front — **3 glasses** oven door
- Special thermo-reflective glass **THERMO-REFLECTIVE**



HC 93655 IROtEm

Induction Teleskop Bronze

Safety Guard 90 cm

Bordeaux coloured enamel

Technical specifications

Induction hob cooking zones (**Power**-function):

- 4 zones 21,0 × 21,0 cm 1,8 kW (2,1 kW)
- 2 zones 40,0 × 22,0 cm 3,0 kW (3,6 kW)
- 1 zone Ø 28,0 cm 3,0 kW (4,0 kW)

- Oven energy efficiency **A**
- Gross capacity, L. 115,0
- Net capacity according to EU standards, L 103,0
- Total power, kW 13,6
- Net weight, kg 80,0
- Gross weight, kg 90,0

Dimensions (H × W × D, cm)

- Cooker dimensions 90,0 × 90,0 × 60,0
- Dimensions in packaging 102,0 × 93,0 × 70,5

FREE ZONE
Power INDUCTION

Empire

ELECTRIC COOKERS WITH INDUCTION COOKTOP

Avantgarde PRO

Multi 8 



HC 93691 IR

 Induction  Safety Guard  Teleskop
90 cm

Stainless steel INOX with Anti touch effect

Design

- Product line *Avantgarde*
- Stainless steel with **Anti touch**-effect
- Elegant solid metal door handle
- Panoramic inner glass with recipe table

Features

- Tangential circulation system
- 2 Circulation fans
- Turnable rotisserie with chromed frame and removable handle
- Shelf support chromed rails
- 5 Rack levels
- Telescopic extension system Teleskop – 2 levels, optional up to 3 levels

Equipment

- 2 enamelled trays with Easy-clean antiallergic enamel
- 1 multifunction chromed roast shelf
- 1 chromed handle for trays



HC 93691 IS

 Induction  Safety Guard  Teleskop
90 cm

Black steel INOX with Anti touch effect

Control

- Electronic sensor-controlled programmer **Intelligent System** with program function
- Induction - cooking zone control Power Slide
- Oven - Electronic sensor-controlled programmer **Touch control** with solid metal rotary knobs INOX
- Multifunction **LED**-display

Comfort

- FREE ZONE** – Heating the dishes of any size over the entire area of the heating zone
- Booster function **Power** for all cooking zones
- Induction cooking zones, self-adjustable according to size of an utensil
- Automatic shutdown system **Safety Guard**
- Residual heat indicators
- Shock resistant ceramics, glass with durable graphics
- Easy to clean
- Multi 8** Multifunctional electric oven (top and bottom heat, hot air system, infrared grill – 8 operating modes)
- Catalytic enamel inserts
- Easy-clean** antiallergic enamel
- Cold front – **3 glasses** oven door
- Special **THERMO-REFLECTIVE** glass



HC 93691 IRS

 Induction  Safety Guard  Teleskop
Black steel
90 cm

Black steel

Technical specifications

- Induction hob cooking zones (**Power**-function):
- 4 zones 21,0 × 21,0 cm 1,8 (2,1 kW)
 - 2 zones 40,0 × 22,0 cm 3,0 kW (3,6 kW)
 - 1 zone Ø 28,0 cm 2,0 (4,0 kW)
 - Oven energy efficiency **A**
 - Gross capacity, L. 115,0
 - Net capacity according to EU standards, L. 103,0
 - Total power, kW 13,6
 - Net weight, kg 80,0
 - Gross weight, kg 90,0

Dimensions (H × W × D, cm)

- Cooker dimensions 90,0 × 90,0 × 60,0
- Dimensions in packaging 102,0 × 93,0 × 70,5

FREE ZONE
Power INDUCTION

ELECTRIC COOKER WITH GAS COOKTOP

Empire

Multi 8 



HGE 93555 Em

Gas-Control Teleskop  Ignition by knob 90 cm
Bronze

Anthracite coloured enamel

Design

- Product line **Empire**
- Electric cooker with gas cooktop
- Decorative parts - solid metal **Bronze**
- Elegant solid metal door handle **Bronze**

Features

- Tangential circulation system
- 2 Circulation fans
- Turnable rotisserie with chromed frame and removable handle
- Shelf support chromed rails
- 5 Rack levels
- Telescopic extension system Teleskop – 2 levels, optional up to 3 levels

Equipment

- 1 enamelled tray with **Easy-clean** enamel
- 1 multifunction chromed roast shelf
- 1 chromed handle for trays
- Triple ring Turbo burner with quick heating and increased power
- Cast iron pan support
- Cast iron burner caps
- Cast iron Wok adapter
- Additional nozzles for LPG



HGE 93555 ElfEm

Gas-Control Teleskop  Ignition by knob 90 cm
Bronze

Ivory coloured enamel

Control

- Electromechanical programmer with metal rotary knobs **Bronze**
- Electronic-analogue timer with alarm and child lock function

Comfort

- Multi 8 Multifunction electric oven (top and bottom heat, hot air system, infrared grill – 8 operating modes)
- Catalytic enamel inserts
- **Easy-clean** enamel
- Cold front – **3 glasses** oven door
- Special **THERMO-REFLECTIVE** glass
- One-hand ignition in rotary knob
- Flame failure safety device
- Infinitely variable control
- Easy to clean



HGE 93555 RotEm

Gas-Control Teleskop  Ignition by knob 90 cm
Bronze

Bordeaux coloured enamel

Technical specifications

• Energy efficiency class	A
• Gross capacity, L.	115,0
• Net capacity according to EU standards, L 103,0	
• 1 Turbo burner	Ø 13,0 cm 3,8 kW
• 1 burner	Ø 4,0 cm 1,0 kW
• 2 burners	Ø 6,5 cm 1,75 kW
• 1 burner	Ø 9,0 cm 3,0 kW
• Total power, kW	13,6
• Net weight, kg	80,0
• Gross weight, kg	90,0

Dimensions (H × W × D, cm)

- Cooker dimensions 90,0 × 90,0 × 60,0
- Dimensions in packaging 102,0 × 93,0 × 70,5



Empire

ELECTRIC COOKER WITH GAS COOKTOP

Avantgarde PRO

Multi 8        



HGE 93505 R

Gas-Control Teleskop  Ignition by knob 90 cm

Stainless steel INOX with Anti touch effect

Design

- Product line *Avantgarde*
- Elegant solid metal door handle
- Panoramic inner glass with recipe table

Features

- Tangential circulation system
- 2 Circulation fans
- Turnable rotisserie with chromed frame and removable handle
- Shelf support chromed rails
- 5 Rack levels
- Telescopic extension system Teleskop – 2 levels, optional up to 3 levels

Equipment

- 1 enamelled tray with **Easy-clean** enamel
- 1 multifunction chromed roast shelf
- 1 chromed handle for trays
- Triple ring Turbo burner with quick heating and increased power
- Cast iron pan support
- Cast iron burner caps
- Cast iron Wok adapter
- Additional nozzles for LPG



HGE 93505 S

Gas-Control Teleskop  Ignition by knob 90 cm

Black with INOX Anti touch effect

Control

- Electronic sensor-controlled programmer **Intelligent System** with metal rotary knobs
- Electronic sensor-controlled programmer **Touch control**
- Multifunction **LED**-display

Comfort

- Multi 8** Multifunctional electric oven (top and bottom heat, hot air system, infrared grill – 8 operating modes)
- Catalytic enamel inserts
- Easy-clean** enamel
- Cold front – **3 glasses** oven door
- Special **THERMO-REFLECTIVE** glass
- One-hand ignition in rotary knob
- Flame failure safety device
- Infinitely variable control
- Easy to clean

Technical specifications

- Energy efficiency class **A**
- Gross capacity, L 115,0
- Net capacity according to EU standards, L 103,0
- 1 Turbo burner Ø 13,0 cm 3,8 kW
- 1 burner Ø 4,0 cm 1,0 kW
- 2 burners Ø 6,5 cm 1,75 kW
- 1 burner Ø 9,0 cm 3,0 kW
- Total power, kW 3,5
- Net weight, kg 60,0
- Gross weight, kg 70,0

Dimensions (H × W × D cm)

- Cooker dimensions 90,0 × 90,0 × 60,0
- Dimensions in packaging 102,0 × 93,0 × 70,5



HGG 93405 R

Gas-Control Teleskop  **Ignition by knob** 90 cm

Stainless steel INOX with Anti touch effect

Design

- Product line *Avantgarde*
- Elegant solid metal door handle
- Panoramic inner glass with recipe table

Features

- Tangential circulation system
- 2 Circulation fans
- Turnable rotisserie with chromed frame and removable handle
- Shelf support chromed rails
- 5 Rack levels
- Telescopic extension system Teleskop – 2 levels, optional up to 3 levels

Equipment

- 1 enamelled tray with **Easy-clean** enamel
- 1 multifunction chromed roast shelf
- 1 chromed handle for trays
- Triple ring Turbo burner with quick heating and increased power
- Cast iron pan support
- Cast iron burner caps
- Cast iron Wok adapter
- Additional nozzles for LPG



HGG 93405 S

Gas-Control Teleskop  **Ignition by knob** 90 cm

Black with INOX Anti touch effect

Control

- Electronic sensor-controlled programmer **Intelligent System** with metal rotary knobs
- Electronic sensor-controlled programmer **Touch control**
- Multifunction **LED**-display

Comfort


- XXL** Multifunctional gas cooker with fan, bottom heat, infrared grill
- Catalytic enamel inserts
- Easy-clean enamel
- Cold front – 3 glasses oven door
- Special THERMO-REFLECTIVE glass
- One-hand ignition in rotary knob
- Flame failure safety device
- Infinitely variable control
- Easy to clean

Technical specifications

- Energy efficiency class **A**
- Gross capacity, L. 115,0
- Net capacity according to EU standards, L 103,0
- 1 Turbo burner Ø 13,0 cm 3,8 kW
- 1 burner Ø 4,0 cm 1,0 kW
- 2 burners Ø 6,5 cm 1,75 kW
- 1 burner Ø 9,0 cm 3,0 kW
- Net weight, kg 60,0
- Gross weight, kg 70,0

Dimensions (H × W × D, cm)

- Cooker dimensions 90,0 × 90,0 × 60,0
- Dimensions in packaging 102,0 × 93,0 × 70,5



Cooker hoods

COOKER HOODS

In certain cases chimney hoods can't be optimally adapted to the kitchen design. If you consider having a built-in hood *Kaiser*, the air will be fresh and clean and design of your kitchen remains without modification. You get cooker hood, as well as an illumination source.

When pulling out the front panel, the lighting is switched on and you have to adjust only the speed you need.

Each cooker hood has carbon filters to neutralize odours, and metal grease filters, which are suitable for washing in dishwasher.

The keys with lighting allow, depends of the food you cook, to switch the light on and off and choose suction power.

Thanks to modern high-performance engines and improved noise insulation built-in cooker hoods Kaiser are excellent for use as air filter. Front panels in stainless steel with anti-touch effect offer the possibility to make the kitchen styling according to your wishes.



Built-in cooker hoods open automatically when you pull out front panel and closes after operation finish. The display shows you when to replace or clean the filter.

The electronic control for **LED** lighting makes the operation of cooker hood effortless and easy.

WALL-MOUNTED COOKER HOODS



AT 9343

INTELLIGENT SYSTEM Full touch INOX Anti touch LED

◀ 90 cm ▶

Black glass / INOX frame

Design

- Product line *La Perle*
- Headroom hood

Features

- 1 Metal grease filters
- 2 charcoal filters
- Light - **LED**, 2 × 1,5 W

Equipment

- Pipe adapter 150-120 mm
- Aluminium pipe

Control

- Electronic controlled programmer **Intelligent System**
- Electronic full sensor control **Full Touch**
- Multilingual **TFT** touch screen display
- Child safety lock

Comfort

- Timer
- Lighting, independent of cooker hood
- Perimeter suction
- Low noise
- Dishwasher-suitable grease filters

Technical specifications

Energy efficiency class	B
Suction power, m³/h	1200
Motors	1
Speeds	5
Operation mode	Exhaust/ Recirculation
Output hole size (mm)	120/ 150
Net weight, kg	28,5
Gross weight, kg	33,5

Dimensions (H × W × D, cm)

Unit dimensions	89,0 × 90,0 × 40,8
Dimensions in packaging	57,5 × 97,0 × 67,5

La Perle



AT 9440 Eco

INTELLIGENT SYSTEM Full touch INOX Anti touch LED

◀ 90 cm ▶

Black glass / INOX frame
Automatic opening

Design

- Product line *Avantgarde*
- Headroom hood

Features

- 1 Metal grease filters
- 2 charcoal filters
- Light - **LED**, 2 × 1,5 W

Equipment

- Pipe adapter 150-120 mm
- Aluminium pipe

Control

- Electronic full sensor control with programmer **Intelligent System**
- LED** indication

Comfort

- Automatic opening
- Timer
- Lighting, independent of cooker hood
- Low noise
- Dishwasher-suitable grease filters

Technical specifications

Energy efficiency class	A
Suction power, m³/h	1250
Motors	1
Speeds	5
Operation mode	Exhaust/ Recirculation
Output hole size (mm)	120/ 150
Net weight, kg	30,8
Gross weight, kg	35,8

Dimensions (H × W × D, cm)

Unit dimensions	89,0 × 90,0 × 40,8
Dimensions in packaging	57,5 × 97,0 × 67,5



AT 6433 Eco

INTELLIGENT SYSTEM Full touch INOX Anti touch LED panel

◀ 60 cm ▶

Black glass/ Stainless steel with Anti touch effect

Design

- Product line *Avantgarde*
- Black glass/ stainless steel with **Anti touch Effect**

Features

- 1 Metal grease filters
- 2 charcoal filters
- Light panel - **LED**, 1 × 16,0 W

Equipment

- Pipe adapter 150-120 mm
- Aluminium pipe

Control

- Electronic full sensor control with programmer **Intelligent System**
- LED** indication

Comfort

- Timer
- Perimeter suction
- Light panel
- Lighting, independent of cooker hood
- Low noise
- Dishwasher-suitable grease filters

Technical specifications

Energy efficiency class	A
Suction power, m³/h	1250
Motors	1
Speeds	3
Operation mode	Exhaust/ Recirculation
Output hole size (mm)	120/ 150
Net weight, kg	18,0
Gross weight, kg	21,0

Dimensions (H × W × D, cm)

Unit dimensions	56,0 × 60,0 × 50,0
Dimensions in packaging	66,0 × 41,0 × 57,0

Avantgarde PRO

WALL-MOUNTED COOKER HOODS

Avantgarde PRO



AT 9455 N Eco

INTELLIGENT
SYSTEM

INOX
Anti touch

Metal
touch

LED

◀ 90 cm ▶

Stainless steel with Anti-touch effect

Design

- Product line Avantgarde PRO
- Headroom hood

Features

- 3 Metal grease filters
- 2 charcoal filters
- Light – LED, 2 × 2,5 W



AT 9455 N S Eco

INTELLIGENT
SYSTEM

Black
steel

Metal
touch

LED

◀ 90 cm ▶

Blued black steel with Anti-touch effect

Equipment

- Pipe adapter 150-120 mm
- Aluminium pipe

Control

- Electronic full sensor Metal Touch control with programmer Intelligent System
- LED indication

Comfort

- Timer
- Lighting, independent of cooker hood
- Perimeter suction
- Low noise
- Dishwasher-suitable grease filters

Technical specifications

• Energy efficiency class	A
• Suction power, m³/h	1250
• Motors	1
• Speeds	3
• Operation mode	Exhaust/ Recirculation
• Output hole size (mm)	120/ 150
• Net weight, kg	21,9
• Gross weight, kg	23,9

Dimensions (H × W × D, cm)

- Unit dimensions 88,8 × 90,0 × 46,5
- Dimensions in packaging 56,5 × 98,0 × 46,0

Avantgarde PRO



WALL-MOUNTED COOKER HOODS

Avantgarde^{PRO}



AT 6430 F Eco
AT 9430 F Eco

INTELLIGENT SYSTEM INOX Anti touch Full touch LED

◀ 60 cm / 90 cm ▶

Black glass with bevels

Design

- Product line *Avantgarde*
- Headroom hood

Features

- 2 Metal grease filters
- 2 charcoal filters
- Light – LED, 2 × 2,5 W



AT 6430 FG Eco
AT 9430 FG Eco

INTELLIGENT SYSTEM INOX Anti touch Full touch LED

◀ 60 cm / 90 cm ▶

Gray glass with bevels

Equipment

- Pipe adapter 150-120 mm
- Aluminium pipe

Control

- Electronic full sensor control with programmer **Intelligent System**
- LED indication

Comfort

- Timer
- Lighting, independent of cooker hood
- Perimeter suction
- Low noise
- Dishwasher-suitable grease filters

Technical specifications

	A
• Energy efficiency class	
• Suction power, m³/h	1250
• Motors	1
• Speeds	3
• Operation mode	Exhaust/ Recirculation
• Output hole size (mm)	120/ 150

AT 6430 F* Eco

• Net weight, kg	16,6
• Gross weight, kg	20,2

AT 9430 F* Eco

• Net weight, kg	18,5
• Gross weight, kg	22,0

Dimensions (H × W × D, cm)

AT 6430 F* Eco

• Unit dimensions	78,8 × 60,0 × 48,0
• Dimensions in packaging	50,5 × 71,0 × 56,0

AT 9430 F* Eco

• Unit dimensions	78,8 × 90,0 × 48,0
• Dimensions in packaging	57,0 × 95,5 × 46,0



AT 6488 Eco

INTELLIGENT SYSTEM Full touch INOX Anti touch

LED Touch Free

◀ 60 cm ▶

Black rounded glass Hands-free automatic opening

Design

- Product line *Avantgarde*
- Headroom hood

Features

- 1 Metal grease filters
- 2 charcoal filters
- Light – LED, 2 × 1,5 W

Equipment

- Pipe adapter 150-120 mm
- Aluminium pipe

Control

- Electronic full sensor control with programmer **Intelligent System**
- LED indication

Comfort

- Timer
- **Hands-free** control
- Lighting, independent of cooker hood
- Low noise
- Dishwasher-suitable grease filters

Technical specifications

	A
• Energy efficiency class	
• Suction power, m³/h	1250
• Motors	1
• Speeds	3
• Operation mode	Exhaust/ Recirculation
• Output hole size (mm)	120/ 150
• Net weight, kg	17,0
• Gross weight, kg	21,0

Dimensions (H × W × D, cm)

• Unit dimensions	88,0 × 60,0 × 44,0
• Dimensions in packaging	69,0 × 68,0 × 48,0

WALL-MOUNTED COOKER HOODS

Avantgarde PRO



AT 5435 Eco
AT 7435 Eco
AT 8435 Eco

INTELLIGENT SYSTEM Full touch INOX Anti touch LED

◀ 50 cm / 70 cm / 80 cm ▶

Black glass / Stainless steel with Anti touch effect

Design

- Product line *Avantgarde*
- Headroom hood

Features

- 1 Metal grease filters
- 2 charcoal filters
- Light – LED, 2 × 2,5 W

Equipment

- Pipe adapter 150-120 mm
- Aluminium pipe

Control

- Electronic full sensor control with programmer **Intelligent System**
- LED indication

Comfort

- Timer
- Lighting, independent of cooker hood
- Perimeter suction
- Low noise
- Dishwasher-suitable grease filters

Technical specifications

• Energy efficiency class	A
• Suction power, m³/h	1250
• Motors	1
• Speeds	3
• Operation mode	Exhaust/ Recirculation
• Output hole size (mm)	120/ 150

AT 5435 Eco

• Net weight, kg	10,6
• Gross weight, kg	14,2

AT 7435 Eco

• Net weight, kg	13,4
• Gross weight, kg	17,4

AT 8435 Eco

• Net weight, kg	11,8
• Gross weight, kg	14,8

Dimensions (H × W × D, cm)

AT 6410 F Eco

• Unit dimensions	75,5 × 50,0 × 37,5
• Dimensions in packaging	43,5 × 61,0 × 46,0

AT 7435 Eco

• Unit dimensions	75,0 × 70,0 × 37,5
• Dimensions in packaging	43,5 × 83,0 × 46,0

AT 8435 Eco

• Unit dimensions	75,5 × 80,0 × 37,5
• Dimensions in packaging	43,5 × 91,0 × 46,0



AT 6410 F Eco
AT 7410 F Eco

INTELLIGENT SYSTEM Full touch INOX Anti touch LED

◀ 60 cm / 70 cm ▶

Black glass with bevels



AT 6410 FR Eco
AT 7410 FR Eco

INTELLIGENT SYSTEM Full touch INOX Anti touch LED

◀ 60 cm / 70 cm ▶

Black glass with bevels/ Stainless steel with Anti touch effect

Design

- Product line *Avantgarde*
- Headroom hood
- Chimney hood

Features

- 1 Metal grease filters
- 2 charcoal filters
- Light – LED, 2 × 2,0 W

Equipment

- Pipe adapter 150-120 mm
- Aluminium pipe

Control

- Electronic full sensor control with programmer **Intelligent System**
- LED indication

Comfort

- Timer
- Lighting, independent of cooker hood
- Perimeter suction
- Low noise
- Dishwasher-suitable grease filters

Technical specifications

• Energy efficiency class	A
• Suction power, m³/h	1250
• Motors	1
• Speeds	3
• Operation mode	Exhaust/ Recirculation
• Output hole size (mm)	120/ 150

AT 6410 F Eco

• Net weight, kg	11,5
• Gross weight, kg	14,5

AT 7410 F Eco

• Net weight, kg	11,8
• Gross weight, kg	14,8

Dimensions (H × W × D, cm)

AT 6410 F Eco

• Unit dimensions	77,0 × 60,0 × 37,5
• Dimensions in packaging	43,5 × 65,0 × 44,0

AT 7410 F Eco

• Unit dimensions	77,0 × 70,0 × 37,5
• Dimensions in packaging	43,5 × 75,0 × 44,0

Avantgarde PRO

WALL-MOUNTED COOKER HOODS

Avantgarde^{PLUS}



A 4429 N

Logic control INOX Anti touch Soft touch LED

◀ 35 cm ▶

Soild stainless steel with Anti-Touch effect / blue illumination

Design

- Product line *Avantgarde[™]*

Features

- 1 Metal grease filters
- 2 charcoal filters
- Light - **LED**, 3 × 1,0 W

Equipment

- Pipe adapter 150-120 mm
- Aluminium pipe

Control

- Electronic controlled programmer
- Logic control**
- Soft touch** buttons with lighting

Comfort

- Lighting, independent of cooker hood
- Low noise
- Dishwasher-suitable grease filters

Technical specifications

Energy efficiency class	A
Suction power, m³/h	1000
Motors	1
Speeds	3
Operation mode	Exhaust/ Recirculation
Output hole size (mm)	120/ 150
Net weight, kg	15,0
Gross weight, kg	19,5

Dimensions (H × W × D, cm)

Unit dimensions	93,0 × 35,0 × 35,0
Dimensions in packaging	51,5 × 99,0 × 42,0



A 6419 M
A 9419 M

Logic control INOX Anti touch Soft touch

◀ 60 cm / 90 cm ▶

Stainless steel with Anti-Touch effect / smoked glass

Design

- Product line *Avantgarde[™]*

Features

- 1 Metal grease filters
- 2 charcoal filters
- Light - Halogen, 2 × 20 W

Equipment

- Pipe adapter 150-120 mm
- Aluminium pipe

Control

- Electronic controlled programmer
- Logic control**
- Soft touch** buttons with lighting

Comfort

- Lighting independent of cooker hood
- Low noise
- Dishwasher-suitable grease filters

Technical specifications

Energy efficiency class	D
Suction power, m³/h	780
Motors	1
Speeds	3
Operation mode	Exhaust/ Recirculation
Output hole size (mm)	120/ 150
A 6419 M ***	
Net weight, kg	16,5
Gross weight, kg	19,0
A 9419 M ***	
Net weight, kg	19,0
Gross weight, kg	23,4

Dimensions (H × W × D, cm)

A 6419 M ***	
Unit dimensions	50,0 × 60,0 × 50,0
Dimensions in packaging	59,0 × 66,0 × 48,0
A 9419 M ***	
Unit dimensions	50,0 × 90,0 × 50,0
Dimensions in packaging	57,0 × 95,0 × 46,0

WALL-MOUNTED COOKER HOODS

Grand CHEF



AT 6438 F Eco
AT 8438 F Eco

INTELLIGENT
SYSTEM

INOX
Anti touch

Full
touch

LED

◀ 60 cm / 80 cm ▶

Black glass with bevels / Stainless steel with Anti-Touch effect

Design

- Product line **Grand CHEF**
- Headroom hood

Features

- 1 Metal grease filters
- 2 charcoal filters
- Light - **LED**, 2 × 1 W



AT 6438 FW Eco
AT 8438 FW Eco

INTELLIGENT
SYSTEM

INOX
Anti touch

Full
touch

LED

◀ 60 cm / 80 cm ▶

White glass with bevels / Stainless steel with Anti-Touch effect

Equipment

- Pipe adapter 150-120 mm
- Aluminium pipe

Control

- Electronic full sensor control with programmer **Intelligent System**
- **LED** indication

Comfort

- Timer
- Lighting independent of cooker hood
- Perimeter suction
- Low noise
- Dishwasher-suitable grease filters

Technical specifications

- Energy efficiency class **A**
- Suction power, m³/h 910
- Motors 1
- Speeds 3
- Operation mode Exhaust/ Recirculation
- Output hole size (mm) 120/ 150

AT 6438 F Eco / AT 6438 FW Eco

- Net weight, kg 18,0
- Gross weight, kg 20,0

AT 8438 F Eco / AT 6438 FW Eco

- Net weight, kg 19,0
- Gross weight, kg 22,0

Dimensions (H × W × D, cm)

AT 6438 F Eco

- Unit dimensions 78,0 × 60,0 × 37,5
- Dimensions in packaging 49,0 × 65,5 × 48,0

AT 8438 F Eco

- Unit dimensions 78,0 × 80,0 × 37,5
- Dimensions in packaging 49,0 × 85,0 × 48,0

Grand CHEF



WALL-MOUNTED COOKER HOODS



AT 6445 ElfAD Eco
AT 9445 ElfAD Eco

INTELLIGENT SYSTEM **Full touch** **LED** **Antique Gold**

◀ 60 cm / 90 cm ▶

Ivory glass, decor Antique Gold

Design

- Product line **ART DÉCO**
- metal fittings **Antique Gold**
- Headroom hood

Features

- 1 Metal grease filters
- 2 charcoal filters
- Light - **LED**, 2 × 2,5 W



AT 6445 AD Eco
AT 9445 AD Eco

INTELLIGENT SYSTEM **Full touch** **LED** **Antique Gold**

◀ 60 cm / 90 cm ▶

Black glass, decor Antique Gold

Equipment

- Pipe adapter 150-120 mm
- Aluminium pipe

Control

- Electronic full sensor control with programmer **Intelligent System**
- **LED** indication

Comfort

- Timer
- Lighting independent of cooker hood
- Perimeter suction
- Low noise
- Dishwasher-suitable grease filters

Technical specifications

• Energy efficiency class	A
• Suction power, m³/h	1250
• Motors	1
• Speeds	3
• Operation mode	Exhaust/ Recirculation
• Output hole size (mm)	120/ 150

AT 6445 ElfAD/AD Eco

• Net weight, kg	10,6
• Gross weight, kg	14,2

AT 9445 ElfAD/AD Eco

• Net weight, kg	14,3
• Gross weight, kg	19,0

Dimensions (H × W × D, cm)

AT 6445 ElfAD/AD Eco	
• Unit dimensions	75,5 × 90,0 × 37,5
• Dimensions in packaging	43,5 × 71,0 × 46,0

AT 9445 ElfAD/AD Eco

• Unit dimensions	75,5 × 90,0 × 37,5
• Dimensions in packaging	43,5 × 71,0 × 46,0

ART DÉCO



A 6315 Em
A 9315 Em

PUSH **LED** **Bronze** ▶ 60 cm / 90 cm ▶

Anthracite coloured enamel

Design

- Product line **Empire**
- Antique Decor
- Decor - solid metal **Bronze**

Features

- 2 grease filters for 60 cm model, 3 for 90 cm models
- 2 charcoal filters
- Light - **LED**, 2 × 2,0 W

Equipment

- Pipe adapter 150-120 mm
- Aluminium pipe



A 6315 ElfEm
A 9315 ElfEm

PUSH **LED** **Bronze** ▶ 60 cm / 90 cm ▶

Ivory coloured enamel

Control

- Push buttons **Bronze**

Comfort

- Lighting independent of cooker hood
- Low noise
- Dishwasher-suitable grease filters

Technical specifications

• Energy efficiency class	A
• Suction power, m³/h	910
• Motors	1
• Speeds	3
• Operation mode	Exhaust /Recirculation
• Output hole size (mm)	120/ 150



A 6315 RotEm
A 9315 RotEm

PUSH **LED** **Bronze** ▶ 60 cm / 90 cm ▶

Bordeaux coloured enamel

A 6315 ***

• Net weight, kg	12,5
• Gross weight, kg	16,0

A 9315 ***

• Net weight, kg	14,5
• Gross weight, kg	18,0

Dimensions (H × W × D, cm)

A 6315 ***	
• Unit dimensions	86,5 × 60,0 × 48,0
• Dimensions in packaging	56,0 × 68,0 × 36,0

A 9315 ***

• Unit dimensions	86,5 × 90,0 × 48,0
• Dimensions in packaging	56,0 × 98,0 × 36,0

Empire

WALL-MOUNTED COOKER HOODS

*Belle
Époque*



A 6423 GrBE Eco
A 9423 GrBE Eco

PUSH **LED** **Antique Gold**
◀ 60 cm / 90 cm ▶

Grey coloured enamel, decor **Antique Gold**



A 6423 RotBE Eco
A 9423 RotBE Eco

PUSH **LED** **Antique Gold**
◀ 60 cm / 90 cm ▶

Bordeaux coloured enamel, decor **Antique Gold**



A 6423 ElfBE Eco
A 9423 ElfBE Eco

PUSH **LED** **Antique Gold**
◀ 60 cm / 90 cm ▶

Ivory coloured enamel, decor **Antique Gold**

Design

- Product line *Belle Époque*
- Art Déco-leather covered handle's rod
- Metal parts **Antique Gold** with convex coat of arms

Features

- 2 Metal grease filters
- 2 charcoal filters
- Light – **LED**, 2 × 2,0 W

Equipment

- Pipe adapter 150-120 mm
- Aluminium pipe

Control

- Push buttons **Push Antique Gold**



A 6423 BE Eco
A 9423 BE Eco

PUSH **LED** **Antique Gold**
◀ 60 cm / 90 cm ▶

Anthracite coloured enamel, decor **Antique Gold**

Comfort

- Lighting independent of cooker hood
- Low noise
- Dishwasher-suitable grease filters

Technical specifications

- Energy efficiency class **A**
- Suction power, m³/h 910
- Motors 1
- Speeds 3
- Operation mode Exhaust/ Recirculation
- Output hole size (mm) 120/ 150

AT 6445 ElfAD Eco

- Net weight, kg 10,6
- Gross weight, kg 14,2

AT 9445 ElfAD Eco

- Net weight, kg 14,3
- Gross weight, kg 19,0



A 6423 BluBE Eco
A 9423 BluBE Eco

PUSH **LED** **Antique Gold**
◀ 60 cm / 90 cm ▶

Azure coloured enamel, decor **Antique Gold**

Dimensions (H × W × D, cm)

A 6423 *BE Eco

- Unit dimensions 69,5 × 60,0 × 50,0
- Dimensions in packaging 57,0 × 66,0 × 37,0

A 9423 *BE Eco

- Unit dimensions 69,5 × 90,0 × 50,0
- Dimensions in packaging 57,0 × 66,0 × 40,0

*Belle
Époque*

ISLAND COOKER HOODS

Avantgarde **PRO**



AI 9415 Eco

INTELLIGENT SYSTEM **Full touch** **INOX Anti touch** **LED** **Remote Control**

◀ 90 cm ▶

Black glass

Design

- Product line *Avantgarde*

Features

- 2 Metal grease filters
- 2 charcoal filters
- Light - **LED**, 2 x 1,5 W

Equipment

- Pipe adapter 150-120 mm
- Aluminium pipe

Control

- Electronic full sensor control with programmer **Intelligent System**
- LED** Display
- Remote control

Comfort

- Timer
- Lighting, independent of cooker hood
- Perimeter suction
- Low noise
- Dishwasher-suitable grease filters

Technical specifications

Energy efficiency class	A
Suction power, m³/h	1250
Motors	1
Speeds	3
Operation mode	Exhaust/ Recirculation
Output hole size (mm)	120/ 150
Net weight, kg	25,5
Gross weight, kg	33,0

Dimensions (H × W × D, cm)

Unit dimensions	98,5 × 90,0 × 81,5
Dimensions in packaging	100,0 × 87,0 × 50,5



AI 7418 Eco

INTELLIGENT SYSTEM **Soft touch** **INOX Anti touch** **LED**

◀ 70 cm ▶

Remote Control

Black glass/ Stainless steel

Design

- Product line *Avantgarde*
- Glass / stainless steel with **Anti touch**-effect

Features

- 1 Metal grease filters
- 2 charcoal filters
- Light - **LED**, 4 × 3,0 W

Equipment

- Pipe adapter 150-120 mm
- Aluminium pipe

Control

- Electronic **Intelligent System** / **Soft touch** buttons with lighting
- LED** Display
- Remote control



AI 7418 W Eco

INTELLIGENT SYSTEM **Soft touch** **INOX Anti touch** **LED**

◀ 70 cm ▶

Remote Control

White matt glass/ Stainless steel

Comfort

- Lighting, independent of cooker hood
- Perimeter suction
- Low noise
- Dishwasher-suitable grease filters

Technical specifications

Energy efficiency class	A
Suction power, m³/h	1250
Motors	1
Speeds	3
Operation mode	Exhaust/ Recirculation
Output hole size (mm)	120/ 150
Net weight, kg	25,5
Gross weight, kg	33,0

Dimensions (H × W × D, cm)

Unit dimensions	98,5 × 70,0 × 60,0
Dimensions in packaging	76,5 × 66,0 × 46,0

ISLAND COOKER HOODS

Avantgarde^{PRO}



AI 5405 W

INTELLIGENT SYSTEM Full touch LED Remote Control
◀ 40 cm ▶

White glass

Design

- Product line Avantgarde^{PRO}



AI 5405 S

INTELLIGENT SYSTEM Full touch LED Remote Control
◀ 40 cm ▶

Black glass

Features

- 1 Metal grease filters
- 2 charcoal filters
- Light - LED, 2 x 2,5 W

Design

- Product line Avantgarde^{PRO}

Features

- 1 Metal grease filters
- 2 charcoal filters
- Light - LED, 2 x 2,5 W

Equipment

- Pipe adapter 150-120 mm
- Aluminium pipe

Control

- Electronic full sensor control with programmer **Intelligent System**
- LED Display
- Remote control

Design

- Product line Avantgarde^{PRO}

Features

- 1 Metal grease filters
- 2 charcoal filters
- Light - LED, 1 x 16 W

Equipment

- Pipe adapter 150-120 mm
- Aluminium pipe

Control

- Electronic full sensor control with programmer **Intelligent System**
- LED Display
- Remote control

Comfort

- Light panel - LED, 2 x 3,0 W
- Timer
- Perimeter suction
- Lighting, independent of cooker hood

Equipment

- Pipe adapter 150-120 mm
- Aluminium pipe

Control

- Electronic full sensor control with programmer **Intelligent System**
- LED Display
- Remote control

Comfort

- Timer
- Lighting, independent of cooker hood
- Perimeter suction
- Low noise
- Dishwasher-suitable grease filters

Technical specifications

Energy efficiency class	A
Suction power, m³/h	910
Motors	1
Speeds	3
Operation mode	Exhaust/ Recirculation
Output hole size (mm)	120/ 150
Net weight, kg	21,0
Gross weight, kg	23,5

Dimensions (H x W x D, cm)

Unit dimensions	38,0 x 50,0 x 40,0
Dimensions in packaging	42,0 x 57,0 x 45,0

Comfort

- Timer
- Lighting, independent of cooker hood
- Low noise
- Dishwasher-suitable grease filters

Technical specifications

Energy efficiency class	A
Suction power, m³/h	910
Motors	1
Speeds	3
Operation mode	Exhaust/ Recirculation
Output hole size (mm)	120/ 150
Net weight, kg	17,0
Gross weight, kg	19,0

Dimensions (H x W x D, cm)

Unit dimensions	38,0 x 40,0 x 40,0
Dimensions in packaging	42,0 x 57,0 x 45,0

- Low noise

- Dishwasher-suitable grease filters

Technical specifications

Energy efficiency class	A
Suction power, m³/h	1250
Motors	1
Speeds	3
Operation mode	Exhaust/ Recirculation
Output hole size (mm)	120/ 150
Net weight, kg	36,0
Gross weight, kg	40,0

Dimensions (H x W x D, cm)

Unit dimensions	60,0 x 90,0 x 60,0
Dimensions in packaging	96,0 x 45,5 x 66,5



AI 5407

INTELLIGENT SYSTEM Full touch Remote Control LED
INOX Anti touch
◀ 40 cm ▶

Stainless steel with Anti touch effect



AI 9434 W Eco

INTELLIGENT SYSTEM Full touch INOX Anti touch LED panel
Remote Control
◀ 90 cm ▶

White matt glass/ Stainless steel with Anti touch effect

Avantgarde^{PRO}

BUILT-IN COOKER HOODS

Avantgarde^{PRO}



EA 1047 W Eco

INTELLIGENT
SYSTEM

Full
touch

LED

Remote
Control

◀ 110 cm ▶

White glass/ Stainless steel with Anti touch effect

Design

- Product line *Avantgarde*
- Ceiling hood with perimeter suction

Features

- 2 Metal grease filters
- Light - **LED**, 1 × 8,0 W

Equipment

- Pipe adapter 150-120 mm
- Aluminium pipe

Control

- Electronic full sensor control with programmer **Intelligent System**
- Remote control

Comfort

- Timer
- Lighting, independent of cooker hood
- Perimeter suction
- Low noise
- Dishwasher-suitable grease filters

Technical specifications

Energy efficiency class	A
Suction power, m³/h	1250
Motors	1
Speeds	3
Operation mode	Exhaust/ Recirculation
Output hole size (mm)	120/ 150
Net weight, kg	32,5
Gross weight, kg	37,0



EA 1145 S Eco

INTELLIGENT
SYSTEM

Soft
touch

LED

INOX
Anti touch

◀ 120 cm ▶

Remote
Control

Black steel with Anti touch effect

Design

- Product line *Avantgarde*
- Ceiling hood with perimeter suction

Features

- 4 Metal grease filters
- Light - **LED**, 2 × 5,0 W

Equipment

- Pipe adapter 150-120 mm
- Aluminium pipe

Control

- Electronic control **Intelligent System** / **Soft touch** buttons with **LED** lighting
- Remote control



EA 1145 Eco

INTELLIGENT
SYSTEM

Soft
touch

LED

INOX
Anti touch

◀ 120 cm ▶

Remote
Control

Stainless steel with Anti touch effect

Comfort

- Lighting, independent of cooker hood
- Perimeter suction
- Low noise
- Dishwasher-suitable grease filters

Technical specifications

Energy efficiency class	A
Suction power, m³/h	1250
Motors	1
Speeds	3
Operation mode	Exhaust/ Recirculation
Output hole size (mm)	120/ 150
Net weight, kg	30,0
Gross weight, kg	30,3

Dimensions (H × W × D, cm)

- Unit dimensions 27,0 × 110,0 × 70,0
- Dimensions in packaging 78,0 × 120,0 × 38,0

Dimensions (H × W × D, cm)

- Unit dimensions 70,0 × 110,0 × 27,0
- Dimensions in packaging 78,5 × 119,5 × 39,5

Kaiser

Avantgarde^{PRO}

BUILT-IN COOKER HOODS



**EA 546 W Eco
EA 946 W Eco**

INTELLIGENT
SYSTEM

Full
touch



Remote
Control

◀ 50 cm / 90 cm ▶

White glass / Stainless steel with Anti touch effect

Design

Product line *Avantgarde*

- Built-under hood with perimeter suction
- EA 946 can also be used as a ceiling hood

Features

- 1 Metal grease filters
- 2 charcoal filters
- Light – 1 × 16,0 W

Equipment

- Pipe adapter 150-120 mm
- Aluminium pipe

Control

- Electronic full sensor control with programmer **Intelligent System**
- **LED** Display
- Remote control

Comfort

- Lighting, independent of cooker hood
- Perimeter suction
- Low noise
- Dishwasher-suitable grease filters

Technical specifications

• Energy efficiency class	A
• Suction power, m³/h	910
• Motors	1
• Speeds	3
• Operation mode	Exhaust/ Recirculation
• Output hole size (mm)	120/ 150
EA 546 W Eco	
• Net weight, kg	9,5
• Gross weight, kg	11,5
EA 946 W Eco	
• Net weight, kg	12,0
• Gross weight, kg	14,0

Dimensions (H × W × D, cm)

EA 546 W Eco	
• Unit dimensions	30,7 × 52,0 × 29,6
• Dimensions in packaging	56,5 × 41,0 × 34,0
EA 946 W Eco	
• Unit dimensions	30,7 × 90,0 × 29,6
• Dimensions in packaging	94,5 × 37,5 × 34,0



**EA 745 Eco
EA 945 Eco**

INTELLIGENT
SYSTEM

Soft
touch



◀ 70 cm / 90 cm ▶

Stainless steel with Anti-Touch effect

Design

- Product line *Avantgarde*
- Built-under hood

Features

- 2 Metal grease filters
- 2 charcoal filters
- Light – 1 × 16,0 W
- Stainless steel baffle filter

Equipment

- Pipe adapter 150-120 mm
- Aluminium pipe

Control

- Electronic control **Intelligent System** / **Soft touch** buttons with **LED** lighting

Comfort

- Lighting, independent of cooker hood
- Low noise
- Dishwasher-suitable grease filters

Technical specifications

• Energy efficiency class	A+
• Suction power, m³/h	1000
• Motors	1
• Speeds	3
• Operation mode	Exhaust/ Recirculation
• Output hole size (mm)	120/ 150
EA 546 W Eco	
• Net weight, kg	9,5
• Gross weight, kg	11,5
EA 946 W Eco	
• Net weight, kg	12,0
• Gross weight, kg	14,0

Dimensions (H × W × D, cm)

EA 546 W Eco	
• Unit dimensions	30,7 × 52,0 × 29,6
• Dimensions in packaging	56,5 × 41,0 × 34,0
EA 946 W Eco	
• Unit dimensions	30,7 × 90,0 × 29,6
• Dimensions in packaging	94,5 × 37,5 × 34,0

Avantgarde **PRO**



**EA 543 M
EA 743 M**

Logic
control

Soft
touch

INOX
Anti touch



◀ 50 cm / 70 cm ▶

Stainless steel with Anti-Touch effect

Design

- Product line *Avantgarde*
- Built-under hood

Features

- 1 Metal grease filters
- 2 charcoal filters
- Light - **LED**, 2 × 2,5 W

Equipment

- Pipe adapter 150-120 mm
- Aluminium pipe

Control

- Electronic control **Intelligent System** / **Soft touch** buttons with **LED** lighting

Comfort

- Lighting, independent of cooker hood
- Low noise
- Dishwasher-suitable grease filters

Technical specifications

• Energy efficiency class	C
• Suction power, m³/h	1000
• Motors	1
• Speeds	3
• Operation mode	Exhaust/ Recirculation
• Output hole size (mm)	120/ 150
EA 543 N	
• Net weight, kg	7,4
• Gross weight, kg	9,2
EA 743 N	
• Net weight, kg	8,2
• Gross weight, kg	10,1

Dimensions (H × W × D, cm)

EA 543 N	
• Unit dimensions	31,4 × 52,0 × 29,6
• Dimensions in packaging	32,0 × 64,0 × 32,5
EA 743 N	
• Unit dimensions	31,4 × 70,0 × 29,6
• Dimensions in packaging	31,5 × 73,0 × 33,0

Avantgarde **PLUS**

BUILT-IN COOKER HOODS



EA 644 Eco

INTELLIGENT SYSTEM Teleskop Full touch LED

◀ 60 cm ▶

Black glass / Stainless steel with Anti touch effect

Design

- Product line *Avantgarde*[™]
- Built-in hood

Features

- 2 Metal grease filters
- 2 charcoal filters
- Light - **LED**, 2 × 2,5 W



EA 644 W Eco

INTELLIGENT SYSTEM Teleskop Full touch LED

◀ 60 cm ▶

White glass / Stainless steel with Anti touch effect

Equipment

- Pipe adapter 150-120 mm
- Aluminium pipe

Control

- Electronic full sensor control with programmer **Intelligent System**
- **LED** indication

Comfort

- Timer
- Lighting, independent of cooker hood
- Low noise
- Dishwasher-suitable grease filters

Technical specifications

• Energy efficiency class	A
• Suction power, m³/h	910
• Motors	1
• Speeds	3
• Operation mode	Exhaust/ Recirculation
• Output hole size (mm)	120/ 150
• Net weight, kg	11,0
• Gross weight, kg	12,6

Dimensions (H × W × D, cm)

• Unit dimensions	27,0 x 60,0 x 36,0
• Dimensions in packaging	35,5 x 66,0 x 31,5

Avantgarde^{PLUS}



EA 644 ElfEm Eco

INTELLIGENT SYSTEM Teleskop Full touch LED

◀ 60 cm ▶

Ivory glass / ivory colored

Design

- Product line *Empire*
- Built-in hood

Features

- 2 Metal grease filters
- 2 charcoal filters
- Light - **LED**, 2 × 2,5 W

Equipment

- Pipe adapter 150-120 mm
- Aluminium pipe

Control

- Electronic full sensor control with programmer **Intelligent System**
- **LED** indication

Comfort

- Timer
- Lighting, independent of cooker hood
- Low noise
- Dishwasher-suitable grease filters

Technical specifications

• Energy efficiency class	A
• Suction power, m³/h	910
• Motors	1
• Speeds	3
• Operation mode	Exhaust/ Recirculation
• Output hole size (mm)	120/ 150
• Net weight, kg	11,0
• Gross weight, kg	12,6

Dimensions (H × W × D, cm)

• Unit dimensions	27,0 x 60,0 x 36,0
• Dimensions in packaging	35,5 x 66,0 x 31,5

Empire





Microwaves

MICROWAVES

Microwaves in *Avantgarde*, *Empire* and *ART DÉCO* designs will give a new shine to your kitchen. Thanks to the elegant and retro designs, finishing in stainless steel with Anti touch effect your microwaves can be easily combined with other household appliances Kaiser and give your kitchen designing more free space.

The microwave oven is equipped with tangential cooling air system, which protects the kitchen furniture from excessive heating.



Glass turntable and stainless steel grid as well as universal **Wonder-Plate** with non-stick coating offers the possibility to prepare the food in different ways and also use a quartz grill.



All microwaves *Kaiser* have **stainless steel cavity**. The microwaves are also equipped with the stainless steel grill and the glass turntable, which are suitable for washing in dishwasher.

Dimensions of built-in microwave *Kaiser* allow the installing of the appliance in any type of kitchen furniture.

The electronic control **Intelligent System** allows you to select the operating functions, presser programs according to time, use various programs for defrosting or for heating.

If you select operating function, then you can defrost, heat, etc., and also cook your favourite dishes as in an oven.

A special feature of these microwaves is the automatic defrosting according to weight and set cooking time. Few movements are enough to get a well-defrosted product in a few minutes!



The microwaves have **Full touch** sensor control, button control and rotary stainless steel knob, it offers more operation convenience.

COMPACT OVENS WITH MICROWAVE FUNCTION

Multi 22



EM 6307 R

Mikrowelle
Quartz grill Full touch INTELLIGENT SYSTEM INOX Anti touch

Stainless steel with Anti touch-effect/ black glass

Design

- Produkt line **GRAND CHEF**
- Elegant door handle black INOX

Features

- Tangential Circulation system
- Stainless steel interior
- 2 Rack levels



EM 6307 RS

Mikrowelle Quartz grill Full touch INTELLIGENT SYSTEM Black steel

Black steel with Anti touch-effect/ black glass

Equipment

- 1 Chromed multifunction roast shelf
- 1 Stainless steel backing tray
- 1 Turnable plate Ø 27 cm

Control

- Electronic sensor-controlled programmer **Intelligent System**
- Multifunctional **LED** display
- Child safety lock

Comfort

- Multifunctional microwave oven **Multi 22**
- Microwave, Grill, Convection and its combinations
- Automatic defrost, heating, and cooking of various types of products according to time and weight

Technical specifications

- Usable volume, l. 38
- Microwave power, kW 1,0
- Grill power, kW 1,65
- Hot air power, kW 1,5
- Total power, kW 1,5
- Net weight, kg 37,0
- Gross weight, kg 40,0

Dimensions (H x W x D, cm)

- Unit dimensions 45,0 x 59,4 x 46,5
- Niche dimensions 45,8 x 56,5 x 60,0
- Dimensions in packaging 52,5 x 67,5 x 66,6

BUILT-IN MICROWAVE OVENS WITH QUARTZ GRILL AND CONVECTION

Multi 21



EM 2510

Mikrowelle Quartz grill Full touch INTELLIGENT SYSTEM

Power Circle

Black PMMA glass

Design

- Produkt line **GRAND CHEF**

Features

- Stainless steel interior
- Circulation system
- Electronic timer



EM 2520

Mikrowelle Quartz grill Full touch INTELLIGENT SYSTEM INOX Anti touch

Stainless steel with Anti touch effect / black glass

Equipment

- 1 Chromed multifunction roast shelf
- 1 Turnable plate Ø 27 cm

Control

- Electronic sensor-controlled programmer **Intelligent System**
- Multifunctional **LED** display
- Child safety lock

Comfort

- **F 21 AUTOMATIK** – Multifunctional microwave oven with quartz grill and hot air
- 5 Microwave power levels
- 3 Microwave + Hot air power levels
- 3 Microwave + Grill power level
- 10 Automatic programmes
- 4 user programmes
- Automatic defrost, heating, and cooking of various types of products according time and weight
- Door opening push button

Technical specifications

- Usable volume, l. 25
- Microwave power, kW 0,9
- Grill power, kW 1,3
- Hot air power, kW 2,3
- Total power, kW 1,4
- Net weight, kg 17,4
- Gross weight, kg 19,7

Dimensions (H x W x D, cm)

- Unit dimensions 34,5 x 59,5 x 39,0
- Niche dimensions 37,8 x 60,0 x 55,5
- Dimensions in packaging 46,5 x 66,0 x 41,5

GRAND CHEF

BUILT-IN MICROWAVE OVENS WITH QUARTZ GRILL AND CONVECTION

Multi 21



x
5



x
5



x
6



x
3



x
3



x
5



x
5



EM 2545 AD

Mikrowelle **Full touch** **INTELLIGENT SYSTEM**
Power Circle **Antique Gold**

Antracite-colored PMMA glass, door handle and metal fittings Antique Gold

Design

- Product line **ART DÉCO**

Features

- Stainless steel interior
- Circulation system
- Electronic timer



EM 2545 ElfAD

Mikrowelle **Full touch** **INTELLIGENT SYSTEM**
Power Circle **Antique Gold**

Ivory-colored PMMA glass, door handle and metal fittings Antique Gold

Equipment

- 1 Chromed multifunction roast shelf
- 1 Turnable plate Ø 27 cm

Control

- Electronic sensor-controlled programmer **Intelligent System**
- Multifunctional **LED** display
- Child safety lock

Comfort

- F 21 AUTOMATIK** – Multifunctional microwave oven with quartz grill and hot air
- 5 Microwave power levels
- 3 Microwave + Hot air power levels
- 3 Microwave + Grill power level
- 10 Automatic programmes
- 4 user programmes
- Automatic defrost, heating, and cooking of various types of products according time and weight
- Door opening push button

Technical specifications

- Usable volume, l. 25
- Microwave power, kW 0,9
- Grill power, kW 1,3
- Hot air power, kW 2,3
- Total power, kW 1,4
- Net weight, kg 17,4
- Gross weight, kg 19,70

Dimensions (H x W x D, cm)

- Unit dimensions 34,5 x 59,5 x 39,0
- Niche dimensions 37,8 x 60,0 x 55,5
- Dimensions in packaging 46,5 x 66,0 x 41,5

ART DÉCO

FREE-STANDING MICROWAVE OVENS WITH QUARTZ GRILL AND CONVECTION

Multi 21



x
5



x
3



x
3



x
3



x
3



x
3



x
3



x
3



x
3



x
3



x
3



M 2300 EM

Mikrowelle **Full touch** **INTELLIGENT SYSTEM** **Bronze**

Black glass / solid metal Bronze

Design

- Product line **Empire**

Features

- Stainless steel interior
- Circulation system
- Electronic timer

Equipment

- 1 Chromed multifunction roast shelf
- 1 Turnable plate Ø 27 cm

Control

- Electronic sensor-controlled programmer **Intelligent System**
- Multifunctional **LED** display
- Child safety lock



M 2300 ElfEM

Mikrowelle **Full touch** **INTELLIGENT SYSTEM** **Bronze**

Ivory glass / solid metal Bronze

Comfort

- F 21 AUTOMATIK** – Multifunction microwave oven with quartz grill and hot air
- 5 Microwave power levels
- 3 Microwave + Hot air power levels
- 3 Microwave + Grill power level
- 10 Automatic programmes
- 4 user programmes
- Memory function, automatic special function Baby Food
- Automatic defrost, heating, and cooking of various types of products according time and weight
- Door opening push button



M 2300 RotEM

Mikrowelle **Full touch** **INTELLIGENT SYSTEM** **Bronze**

Bordeaux glass / Metall Bronze


Technical specifications

- Usable volume, l. 23
- Microwave power, kW 1,15
- Grill power, kW 1,1
- Hot air power, kW 2,0
- Total power, kW 2,5
- Net weight, kg 13,9
- Gross weight, kg 15,6

Dimensions (H x W x D, cm)

- Unit dimensions 29,4 x 49,4 x 37,0
- Dimensions in packaging 30,6 x 54,5 x 48,4

Empire



Refrigerators

REFRIGERATORS



The fridge-freezers **Kaiser** are your best partners. You can rely a storage or maintenance of fresh and healthy foods.

The optimal combination of fridge and freezer compartments, the application of environmental and health-friendly materials in connection with the latest technological engineering are just some features which make refrigerators **Kaiser** so attractive and common to all who care about own health.

The fridge-freezers **Kaiser Side-by-Side** offer plenty of space, in conjunction with the technical innovations and ease of operation.

The fridge-freezers **Side-by-Side** have **LED** lighting in both chambers, the door shelves there are at the two doors. It allows to keep the various goods with high comfort.



The fridge-freezers **Kaiser** have an energy efficiency class **E**: they consume about 15 % less of electric energy than fridge-freezers with class A. And that's thanks to the excellent thermal insulation and the high quality inverter compressors.



The unit defrosts automatically so that the maintenance and service of the refrigerator is kept to a minimum. The uniform temperature distribution is achieved in all chambers thanks to air recirculation, fine and precise temperature control in the chambers serves for fast cooling and freezing. Moreover this function provides fast recovery of the temperature level in the chamber after loading with multiple goods or after several door openings (positive impact on the quality of the food cooling and storage, energy saving).

Water dispenser

The water dispenser provides a constant supply of fresh water. Easy to operate - just push the lever and watch your glass fill with chilled water. This feature will help you and your family stay hydrated all day long.





Intelligent system

The electronic control. Full control of the electronic system of the appliance and optimization of its work. It provides a wide range of temperature regulation of -22°C to $+8^{\circ}\text{C}$, hereby it allows flexible and accurate setting for a maximum food storage. Separate control of the operating functions for the fridge and freezer compartments.

Door racks

The door racks **KAISER LOGIC SPACE** allow to place on them different goods like bottles, butter/ cheese boxes, eggs etc.

Height-adjustable glass shelves

The extendable glass tops **KAISER SAFETY GLASS** are made from impact resistant, not scratchable, dishwasher suitable glass. The glass shelves provide optional use of the storage space and offer enough space for high objects like decanters, bottles, pots, etc.



Fruit and vegetable crisper allows to retain the right moisture content. The insulated compartment with ventilation and humidity control helps to preserve the moisture and nutrients of food.



Transparent freezer compartment made of frost-proof plastic. It allows, in comparison to traditional food storage conditions to maintain flavour and nutritional benefits immutable.

The **Super Frost** function allows a rapid freezing of stored food. The freezer compartment switches to normal operation in 24 or max. in 48 hours.



Signal – open door: if the door is open more than 90 seconds, the acoustic signals remind you that the door must be closed. The acoustic signals will stop after closing the door.



Holiday mode

In this operation, the temperature is set in the freezer at -15°C and in the refrigerator at 7°C . After the holiday mode is cancelled, the temperature goes back in the refrigerator to previously set values.



Environmental protection

The company's philosophy is not only based on the principle of high quality, but also focuses attention on eco-friendliness. The refrigerators by **Kaiser** are 100% recyclable. They are produced according to the US norms which means that no raw materials causing environmental pollution are used in the process of manufacture and the refrigerating agent R 600 A contains no components destroying the ozone layer. The insulation of the freezing compartments is made of the neutral for the environment foamed polyurethane and contains no harmful substances.



REFRIGERATORS

SIDE-BY-SIDE COMBINATION

Empire



KS 80425 Em



KS 80425 ElfEm

Bronze

No Frost

INTELLIGENT SYSTEM

Super Cool

Super Freeze

Inverter

Freeze Box

Vitamin^{PLUS}

Dispenser

Ice Maker

GARDEN BOX

Anthracite colored

Ivory colored

Design

- Product line **Empire**
- Dekor – solid metal **Bronze**



Control

- Electronic full sensor control with programmer **Intelligent System**
- Multifunction **LED**-display
- Child safety lock

Comfort

- No-frost**
- VitaminPLUS**
- Water dispenser**
- Height-adjustable shelves made of high-quality safety glass
- FREEZE BOX**
- Super Frost**
- Audible beeps
- Holiday mode
- LED** illumination
- Reversible door (L/R)
- Low noise
- Storage temperature up to -28°C , deep freezing
- Temperature increase alarm

Equipment

- Fridge shelves 3
- Vegetable / fruit crispers
- Egg tray
- Ice Maker**

Technical specifications

	E
Energy	SN-T
Climatic class	R 600a
Refrigerant	506 L
Total Net Capacity	323 L
Fridge volume	106 l
Freezer volume	12 kg /24 h
Freezing Capacity	304 kW/h
Annual energy consumption	94,72kg
Net weight	103,75 kg
Gross weight	

Dimensions (H × W × D, cm)

Unit dimensions (without handles)	183,0 × 83,6 × 70,6
Dimensions in packaging	189,5 × 89,3 × 75,0

Empire

REFRIGERATORS

SIDE-BY-SIDE COMBINATION

ART DÉCO

Belle
Époque



KS 80425 Em/AD/BE



KS 80425 ElfEm/AD/BE



Bronze

No Frost

INTELLIGENT SYSTEM

Super Cool

Super Freeze

Inverter

Freeze Box

Vitamin PLUS

Person

Dispenser

Ice Maker

GARDEN BOX

Anthracite colored

Ivory colored

Design

- Product line **ART DÉCO**
- Product line *Belle Époque*
- Door handle and metal fittings **Antique Gold**
- Art Déco – leather covered handle's rod,
- metal parts **Antique Gold** with convex coat of arms

Control

- Electronic full sensor control with programmer **Intelligent System**
- Multifunction **LED**-display
- Child safety lock

Comfort

- No-frost**
- VitaminPLUS**
- Water dispenser**
- Height-adjustable shelves made of high-quality safety glass
- FREEZE BOX**
- Super Frost**
- Audible beeps
- Holiday mode
- LED** illumination
- Reversible door (L/R)
- Low noise
- Storage temperature up to -28°C , deep freezing
- Temperature increase alarm

Equipment

- Fridge shelves
- Vegetable / fruit crispers
- Egg tray
- Ice Maker**

3

Technical specifications

- Energy
- Climatic class
- Refrigerant
- Total Net Capacity
- Fridge volume
- Freezer volume
- Freezing Capacity
- Annual energy consumption
- Net weight
- Gross weight

E
SN-T
R 600a
506 L
323 L
106 l
12 kg /24 h
304 kW/h
94,72kg
103,75 kg

Dimensions (H × W × D, cm)

- Unit dimensions (without handles)
- Dimensions in packaging

183,0 × 83,6 × 70,6
189,5 × 89,3 × 75,0

Belle
Époque

ART DÉCO

REFRIGERATORS

SIDE-BY-SIDE COMBINATION

Grand CHEF



KS 80420 R



KS 80420 RS



KS 80420 Gold

No Frost

INTELLIGENT SYSTEM

Super Cool

Super Freeze

Inverter

Freeze Box

Vitamin^{PLUS}

Ice Maker

Dispenser

Ice Maker

GARDEN BOX



Stainless steel with Anti touch effect

Black steel with Anti touch effect

Gold colored

Design

- Product line **Grand CHEF**

Control

- Electronic full sensor control with programmer **Intelligent System**
- Multifunction **LED**-display
- Child safety lock

Comfort

- No-frost**
- VitaminPLUS**
- Water dispenser**
- Height-adjustable shelves made of high-quality safety glass
- FREEZE BOX**
- Super Frost**
- Audible beeps
- Holiday mode
- LED** illumination
- Reversible door (L/R)
- Low noise
- Storage temperature up to -28°C , deep freezing
- Temperature increase alarm

Equipment

- Fridge shelves 3
- Vegetable / fruit crispers
- Egg tray
- Ice Maker**

Technical specifications

- Energy
- Climatic class **E**
- Refrigerant **SN-T**
- Total Net Capacity R 600a
- Fridge volume 506 L
- Freezer volume 323 L
- Freezing Capacity 106 l
- Annual energy consumption 12 kg /24 h
- Net weight 304 kW/h
- Gross weight 94,72kg
- 103,75 kg

Dimensions (H x W x D, cm)

- Unit dimensions (without handles) 183,0 x 83,6 x 70,6
- Dimensions in packaging 189,5 x 89,3 x 75,0

Grand CHEF

REFRIGERATORS

SIDE-BY-SIDE COMBINATION

Avantgarde^{PRO}



KS 90500 R



KS 90500 RS



Stainless steel with Anti touch effect

Design

- Produktlinie *Avantgarde*

Control

- Electronic full sensor control with programmer **Intelligent System**
- Multifunction **LED**-display
- Child safety lock

Comfort

- No-frost**
- VitaminPLUS**
- Height-adjustable shelves made of high-quality safety glass
- FREEZE BOX**
- Super Frost**
- Audible beeps
- Holiday mode
- LED** illumination
- Reversible door (L/R)
- Low noise
- Storage temperature up to -28°C , deep freezing
- Temperature increase alarm

Black steel with Anti touch effect

Equipment

- Fridge shelves 3
- Vegetable / fruit crispers
- Egg tray
- Ice Generator** with 3 operation modes

Technical specifications

- Energy efficiency class **E**
- Climatic class **SN-T**
- Refrigerant R 600a
- Total Net Capacity 556 L
- Fridge volume 385 L
- Freezer volume 171 l
- Freezing Capacity 8 kg /24 h
- Annual energy consumption 322 kW/h
- Net weight 97,0kg
- Gross weight 107,0 kg

Dimensions (H x W x D, cm)

- Unit dimensions (without handles) 178,0 x 91,1 x 70,6
- Dimensions in packaging 184,5 x 96,8 x 75,0

Avantgarde^{PRO}

REFRIGERATORS

WINE COOLERS

ART DÉCO



K 64750 AD



Design

- Product line **ART DÉCO**
- Anthracite colored
- Door handle and metal fittings **Antique Gold**
- Art Déco - leather covered handle's rod, metal parts **Antique Gold** with convex coat of arms

Control

- Electronic full sensor Dual-Zone control with **LED** display

Comfort

- Red wine / white wine cooler combination
- 46 bottles capacity
- 5 pull-out wooden shelves
- Circulation fan cooling
- UV-resistant **2 glasses** door
- Low noise
- Storage temperature up to 5 °C
- Reversible door

Technical specifications

- Energy efficiency class **A**
- Climatic class **N-SN-ST**
- Refrigerant R 600a
- Total Net Capacity 145 L
- Annual energy consumption 146 kW/h
- Net weight 43,0 kg
- Gross weight 46,5 kg

Dimensions (H x W x D, cm)

- Unit dimensions 82,0 x 59,5 x 57,0
- Dimensions in packaging 88,0 x 66,0 x 62,5

with 2
climate
zones
Red and
white wine



K 64800 AD



Design

- Product line **ART DÉCO**
- Anthracite colored
- Door handle and metal fittings **Antique Gold**
- Art Déco - leather covered handle's rod, metal parts **Antique Gold** with convex coat of arms

Control

- Electronic full sensor Dual-Zone control with **LED** display

Comfort

- Content - 20 wine bottles + 63 beer cans
- 5 pull-out wooden shelves
- 5 height-adjustable chrome shelves
- Circulation fan cooling
- UV-resistant **2 glasses** door
- Low noise
- Storage temperature up to 5 °C

Technical specifications

- Energy efficiency class **B**
- Climatic class **N-SN-ST**
- Refrigerant R 600a
- Total Net Capacity 116 L
- Annual energy consumption 197 kW/h
- Net weight 43,3 kg
- Gross weight 47,0 kg

Dimensions (H x W x D, cm)

- Unit dimensions 82,0 x 59,5 x 57,0
- Dimensions in packaging 88,0 x 66,0 x 62,5

with 2
climate
zones
Wine and beer



ART DÉCO



Dishwashers

DISHWASHERS

Fully automatic control

Thanks to the electronic programmer **Intelligent System** all stages of operation is fully automatic. You simply need to choose one of the washing programs.

Sensor operation

With the sensor operation **Touch Control** you always have everything under control. It is very simple and intuitive operation



LCD displays

Many models of dishwashers equipped with bright, informative and multilingual **LCD**-displays. Display shows information about the program, countdown time and so on. The information is multilingual.



So big your dishwasher can be

Thanks to the new structure XL of our new model range the baskets and the interior become more space.

The machines with 45 cm width take not so much place in your kitchen and in same time have a wide capacity. You can place up to 10 complete sets of dishes in dishwasher.

In Dishwasher with 60 cm width you can place up to 14 complete sets of dishes.



Removable cutlery drawer 3D-Unlimited.

The dishwasher is equipped with a removable cutlery drawer **3D-Unlimited** for cutlery, which prevents the contact of the cutlery and better flushing guaranteed. After the rinse, you can remove the cutlery rack and prepare them easily and effortlessly for unloading.



The framework for the champagne glass

The folding frames have a special shape that offers optimal placement of champagne glass on the upper rack.

DISHWASHERS

Interior

The interior's design of dishwashers *Kaiser* and dish racks provides maximum space for together washing of various kinds of dishes.



Wave spray arms

To optimize the rinsing quality special holes were designed for spraying. The holes are made under different angles, so each edge of the dishes will be fully washed and cleaned. The water currents do not interfere with each other there. The dishes will be perfectly clean and free of stains. Used for spraying multiple layers ensure optimal and economical washing.

Stainless steel heating elements and interior tank

Stainless steel interior tank ensures a long life of your device



The spacious vertically adjustable upper basket

The upper basket can be adjusted at any height, so that the inner space can be used rationally.



Aqua Stop function

All dishwashers *Kaiser* equipped with **Aqua-Stop**. The electronic system protects against the water leakage. Water supply will stop immediately.



Door

The door of the dishwasher *Kaiser* holds under any angle in the range from 0 to 90 degrees. Simply open the door and leave it open at the desired angle.



S 6006 XL R

INTELLIGENT SYSTEM **Full touch** **9 Programs** **LED**
INOX Anti touch

Stainless steel with Anti-touch effect

Design

- Product line **GRAND CHEF**
- Free standing

Control

- Electronic **Intelligent System** switch with programmer
- Electronic full sensor control with programmer **Full touch**
- **LED** function display with indicator

Comfort

- 9 main programs
- 4 special functions
- Half loading
- Rinse aid refill indicator
- Salt refill indicator
- Delay start
- Capacity – 14 standard place settings
- Internal LED light
- Automatic door opening



S 6006 XL RS

INTELLIGENT SYSTEM **Full touch** **9 Programs** **LED**
Black steel

Blued black steel with Anti-touch effect

Equipment

- Stainless steel interior
- Vertically adjustable top basket
- Protection against water leakage
- **Aqua-Stop**
- Water softener
- **3D-Unlimited** - third basket with Teleskop system

Technical specifications

- Energy efficiency / Washing efficiency / Drying efficiency **C / A / A**
- Water consumption 9,8L /cycle
- Energy consumption 0,75 kW /cycle
- Total power 1,76 kW
- Net weight 53,0 kg
- Gross weight 58,5 kg

Dimensions H x W x D, (cm)

- Unit dimensions 81,5 x 59,8 x 57,0
- Dimensions in packaging 89,0 x 64,5 x 64,5

GRAND CHEF



FULLY INTEGRATED

INCREASED VOLUME CAPACITY - XL 60 CM



S 60 I 69 XL
S 45 I 69 XL

INTELLIGENT SYSTEM **Metal touch** **8 Programs** **LED**

Design

- Product line **Grand CHEF**
- Fully integrated

Control

- Electronic **Intelligent System** switch with programmer
- Electronic full sensor control with programmer **Metal touch**
- **LED** function display with indicator

Comfort

- 8 main programs
- 5 special functions
- Half loading
- Rinse aid refill indicator
- Salt refill indicator
- Delay start
- Capacity – 14 standard place settings
- Internal **LED** light
- Automatic door opening

Equipment

- Stainless steel interior
- Vertically adjustable top basket
- Protection against water leakage **Aqua-Stop**
- Water softener
- **3D-Unlimited** - third basket with Teleskop system

Technical specifications

- Energy efficiency / Washing efficiency / Drying efficiency **C / A / A**
- Water consumption 9,8L /cycle
- Energy consumption 0,75 kW /cycle
- Total power 1,76 kW
- Net weight 42,2 kg
- Gross weight 47,9 kg

Dimensions H x W x D, (cm)

- Unit dimensions 81,5 x 59,8 x 55,0
- Niche dimensions 82,0 x 60,0 x 58,0
- Dimensions in packaging 88,9 x 64,0 x 64,5

Design

- Product line **Grand CHEF**
- Fully integrated

Control

- Electronic **Intelligent System** switch with programmer
- Electronic full sensor control with programmer **Metal touch**
- **LED** function display with indicator

Comfort

- 8 main programs
- 5 special functions
- Half loading
- Rinse aid refill indicator
- Salt refill indicator
- Delay start
- Capacity – 10 standard place settings
- Internal **LED** light
- Automatic door opening

Equipment

- Stainless steel interior
- Vertically adjustable top basket
- Protection against water leakage **Aqua-Stop**
- Water softener
- **3D-Unlimited** - third basket with Teleskop system

Technical specifications

- Energy efficiency / Washing efficiency / Drying efficiency **C / A / A**
- Water consumption 8,0 L /cycle
- Energy consumption 0,59 kW /cycle
- Total power 1,76 kW
- Net weight 37,2 kg
- Gross weight 40,9 kg

Dimensions H x W x D, (cm)

- Unit dimensions 81,5 x 44,8 x 55,0
- Niche dimensions 82,0 x 45,0 x 58,0
- Dimensions in packaging 88,0 x 49,5 x 64,5

Grand CHEF



BUILT-IN DISHWASHERS

Empire

SEMI-INTEGRATED

INCREASED VOLUME CAPACITY - XL 60 CM



S 60 U 88 XL Em

PUSH 6 Programs LED Bronze

Anthracite coloured enamel

Design

- Product line **Empire**
- Built under
- Antique decor
- Door handle – solid metal **Bronze**

Control

- Electronic control **Logic control**
- LED** function display with indicator
- Push buttons / **Bronze**



S 60 U 88 XL ElfEm

PUSH 6 Programs LED Bronze

Ivory coloured enamel

Comfort

- 6 main programs
- Program **Auto**
- Half loading
- Rinse aid refill indicator
- Salt refill indicator
- Delay start
- Capacity – 14 standard place settings

Equipment

- Stainless steel interior
- Vertically adjustable top basket
- Protection against water leakage
- Aqua-Stop**
- Water softener
- Komfort-XL** – third basket with **Teleskop system**
- Hot water connecting



S 60 U 88 XL RotEm

PUSH 6 Programs LED Bronze

Bordeaux coloured enamel

Technical specifications

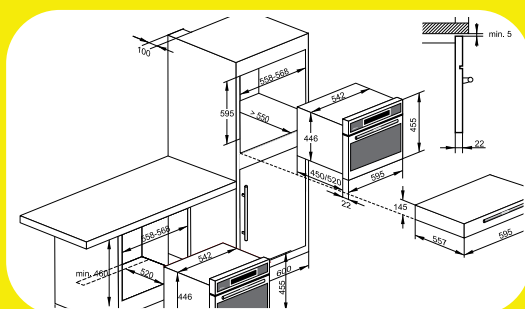
- Energy efficiency / Washing efficiency / Drying efficiency **C / A / A**
- Water consumption 9,8 L / Zyklus
- Energy consumption 0,75 kW / Zyklus
- Total power 1,76 kW
- Net weight 43,5 kg
- Gross weight 49,8 kg

Dimensions H x W x D, (cm)

- Unit dimensions 84,5 x 59,8 x 61,0
- Niche dimensions 86,0 x 61,0 x 63,0
- Dimensions in packaging 89,0 x 64,5 x 67,2

Empire



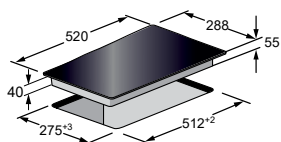


Installation diagrams

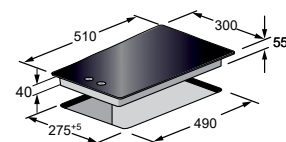
BUILT-IN APPLIANCES, MOUNTING DRAWINGS

HOBBS

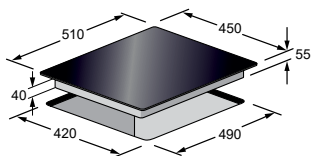
KCT 34...
KCT 37...



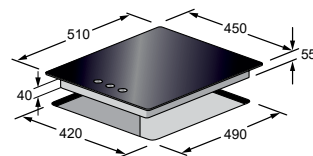
KG 33...
KCG 33...



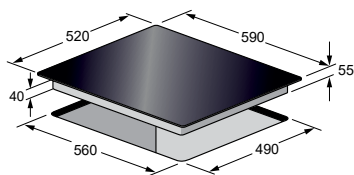
KCT 47...



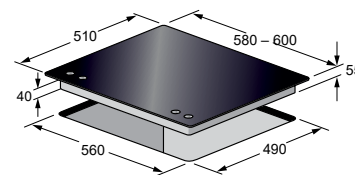
KG 43...
KCG 43...



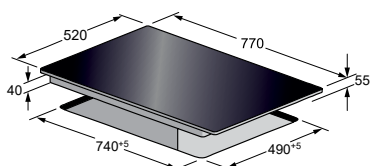
KCT 63...
KCT 64...
KCT 67...
KC 69...



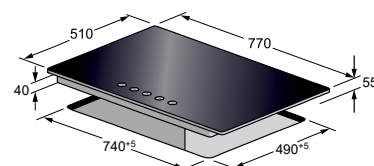
KG 63...
KCG 63...



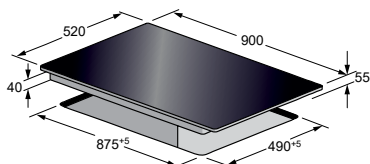
KCT 77...



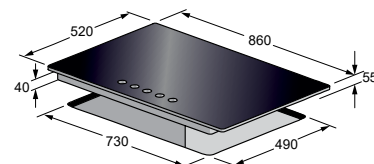
KCG 83...



KCT 97...

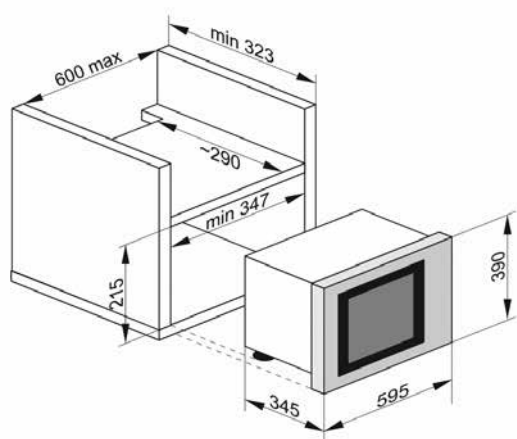


KG 93...
KCG 93...



MICROWAVE OVENS

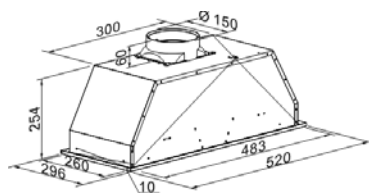
EM 25...



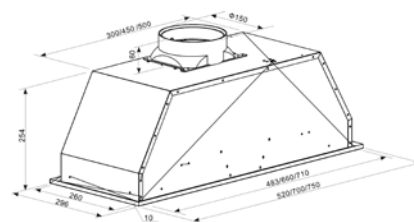
BUILT-IN APPLIANCES, MOUNTING DRAWINGS

COOKER HOODS

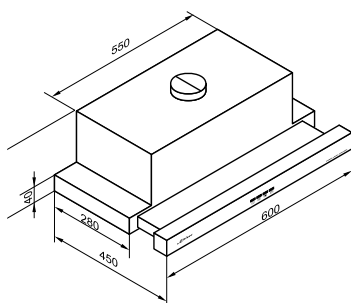
EA 543



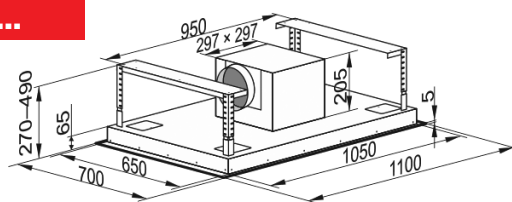
EA 743



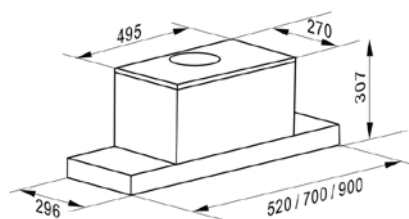
EA 644



**AI 10...
AI 11...**

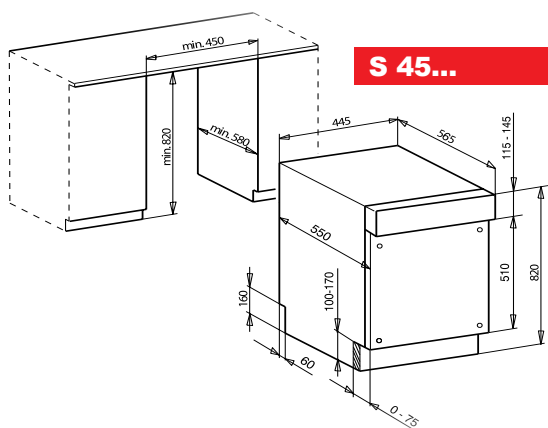


**EA 546
EA 745
EA 945
EA 946**

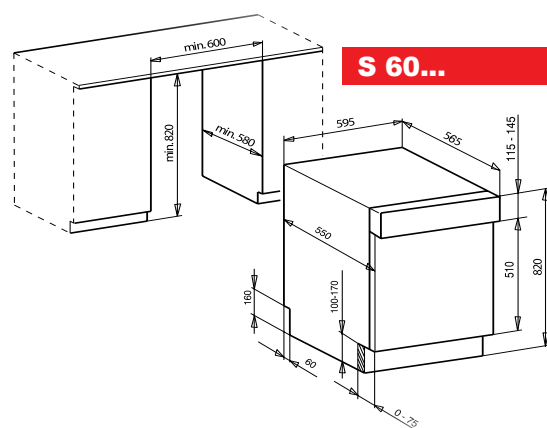


BUILT-IN DISHWASHERS

S 45...



S 60...

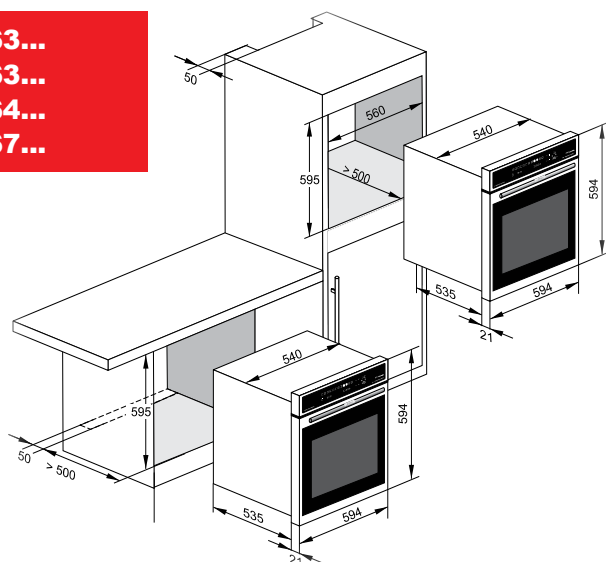


All presented models of the ovens, dishwashers, hobs and cooker hoods are perfectly mount into the furniture production in EU countries.

BUILT-IN APPLIANCES, MOUNTING DRAWINGS

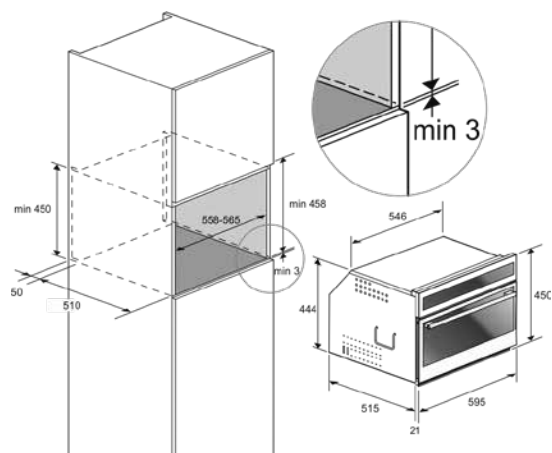
OVENS

EH 63...
EG 63...
EH 64...
EH 67...




COMPACT 45


EM 6307...




DESCRIPTION OF THE OVENS' FUNCTIONS




Top heat 1000 W




Double grill and bottom heat
Double grill: 2200 W;
Bottom heat: 1100 W




Bottom heat 1100 W




Electric grill 1200 W



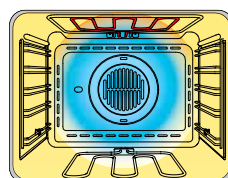
Top and bottom heat
Top heat: 1000 W;
Bottom heat: 1100 W




Electric grill 1200 W
and bottom heat 1100 W




Hot air system 2300 W



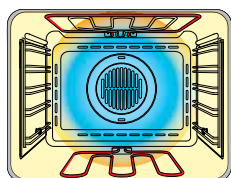
Electric grill
and hot air system 1200 W




Hot air system and bottom heat
Bottom heat: 1100 W




Double grill 2200 W




Top-/bottom heat and hot
air system
Top heat: 1000 W;
Bottom heat: 1100 W




Double grill
and hot air system 2200 W



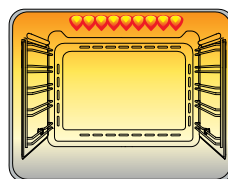
Cold air system (defrosting)




Hot air system 2300 W
and bottom heat 1100 W



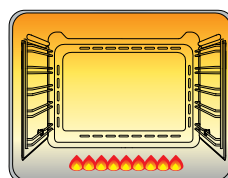
Thermodefrosting



Top gas burner with system
Gas Control 2200 W



Lighting




Bottom gas burner system
Gas Control 2500 W

Kaiser

Power in action

Kaiser



Kaiser




Kaiser

OLAN-Haushaltgeräte
Eichborndamm 277
13437 Berlin
Deutschland
www.kaiser-olan.de



Die Firma übernimmt keine Haftung für Druckfehler und behält sich das Recht vor, Änderungen der Struktur und des Designs der einzelnen Geräte durchzuführen, die keine Auswirkungen auf die Qualität oder auf die Eigenschaften des jeweiligen Produktes haben.



www.kaiser-olan.de